

OPTIONS

Seat and backrest

- soft wood
- hard wood (oil finish)
- premium hard wood
- carbon steel (s235Jr)
- stainless steel (Aisi 304)
- HPL

Methods of installation

- attached by bolts to foundation

DESCRIPTION

The Scandik chair with backrest is a single seat recommended for combination with a chess table or a solar station. It is a modern city chair designed with attention to the smallest details. It is made of steel and wood. We can choose stainless steel or carbon powder coated in any RAL colour. Wood in our offer for domestic wood (pine, spruce) or exotic wood (meranti, sapela and iroko). On special request we make furniture from any type of wood indicated. We can optionally replace the wood with HPL laminate or steel.



ZANO
SINCE 1988


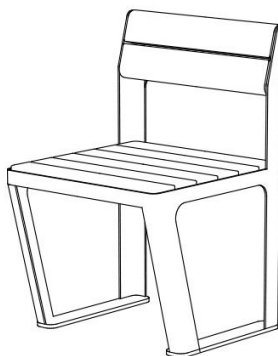


ZANO
SINCE 1988



ZANO
SINCE 1988





GENERAL TECHNICAL DATA

Dimensions

- width: 51.5 cm
- height: 81 cm
- depth: 51.5 cm
- seat height: 45 cm

Materials

- steel: carbon or stainless
- Domestic coniferous or exotic wood (iroko, sapeli, meranti, tauari)
- HPL

ZANO



Iwona Żaczek

Product: Scandik chair
 Catalog number: **02.646**
 Designer: Iwona Żaczek

In accordance with the Polish Law on Copyright and Related Rights of 04.02.1994 (Official Journal of Laws No. 24, item 83, corrected: Journal of Laws No. 43, item 170) and in accordance with the EU copyright legislation including all EU directives and regulations on copyright, Zano Mirosław Zarotynski Company, reserves the copyright of drawings, descriptions, 3D models, renderings, graphics, content contained in offers, attachments to offers and all other documents. Its content is the intellectual property of ZANO Mirosław Zarotynski company. The use of author's ideas, solutions, copying, distribution of photos, graphics or fragments of graphics, descriptive texts, for profit, without the permission of the author - ZANO Mirosław Zarotynski company - is prohibited and constitutes a copyright infringement and is punishable.

td>

NOTE: The drawings do not reflect the actual dimensions of the foundation. They are only exemplary assembly schemes taking into account the type of anchoring and the substrate material to which the furniture is to be fixed.

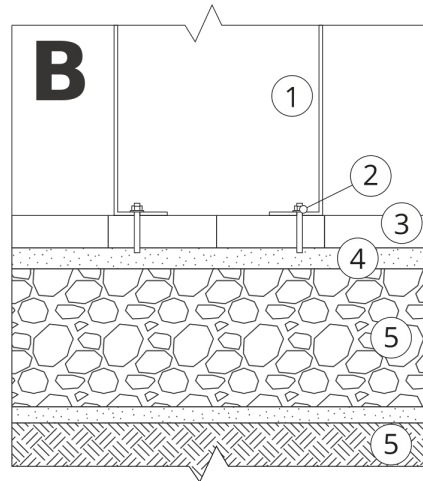
The size of the foundation depends on the local foundation conditions.



INSTALLATION INTO PAVING WITH FOUNDATION

Description of the assembly

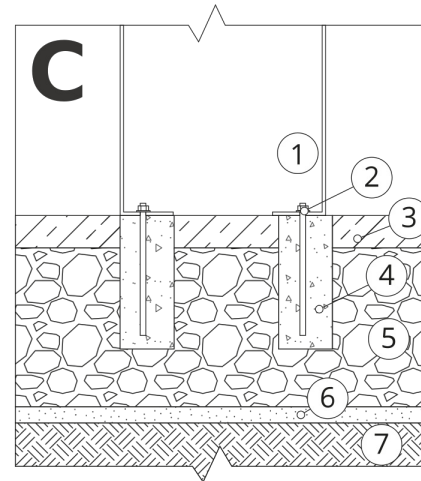
1. ZANO product
2. Quick-action fastener or chemical anchor
3. Stone paving / concrete paving / stone slabs / concrete slabs
4. Sand ballast (approx. 2 - 4 cm)
5. Stone aggregate substructure
6. Concrete foundation, class C16/20 (top surface concrete 10 cm below paving surface)
7. Ground



INSTALLATION TO PAVING

Description of the assembly

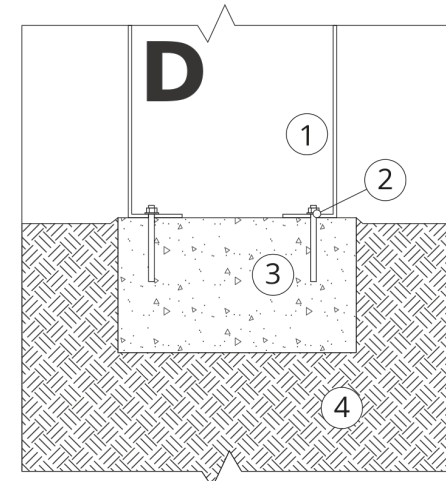
1. ZANO product
2. Quick-action fastener or chemical anchor
3. Stone paving / concrete paving / stone slabs / concrete slabs
4. Sand ballast (approx. 2 - 4 cm)
5. Stone aggregate substructure
6. Ground



CONCRETE / ASPHALT MOUNTING

Description of the assembly

1. ZANO product
2. Quick-action fastener or chemical anchor
3. Fixed hardened surface e.g. concrete or asphalt
4. Concrete foundation, class C16/20 (top surface concrete 10 cm below paving surface)
5. Stone aggregate substructure
6. Sand ballast (approx. 2 - 4 cm)
7. Ground



MOUNTING TO CONCRETE FOUNDATION

Description of the assembly

1. ZANO product
2. Quick-action fastener or chemical anchor
3. Concrete foundation, class C16/20 (top surface concrete 10 cm below paving surface)
4. Ground