

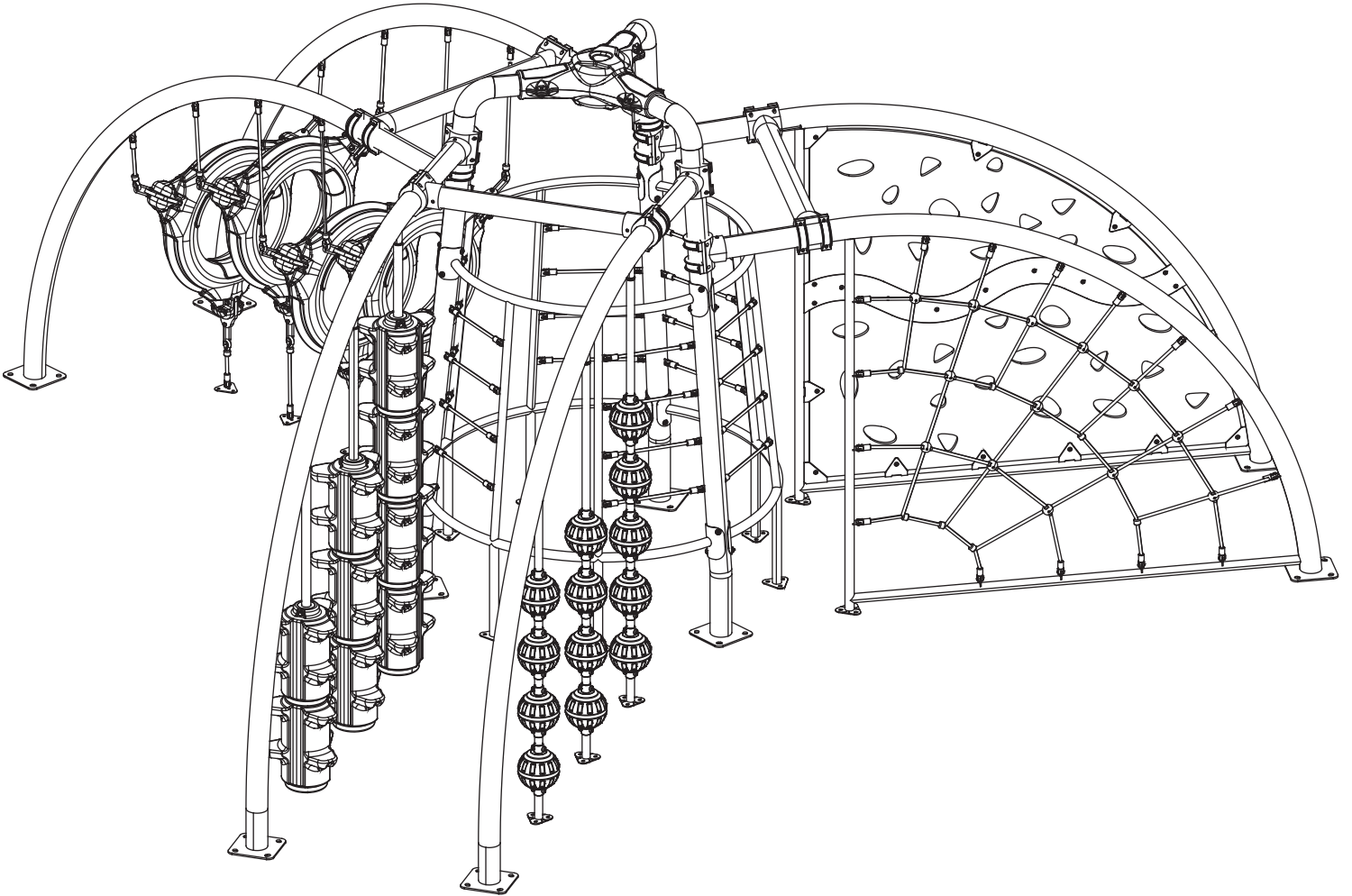
TR MONTAJ KILAVUZU

EN ASSEMBLY INSTRUCTIONS

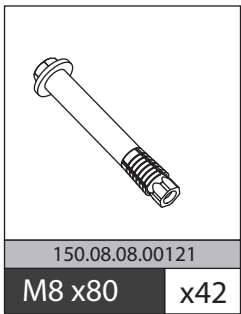
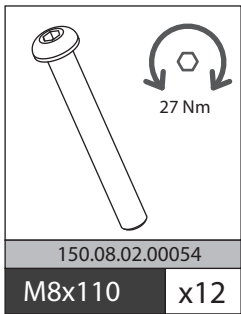
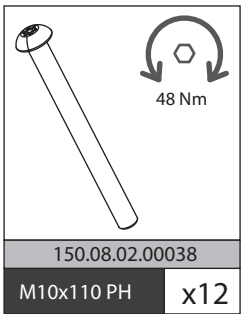
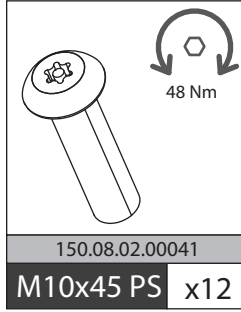
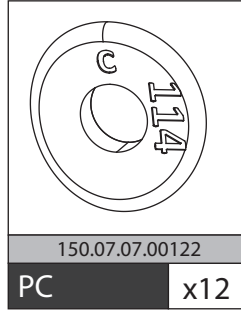
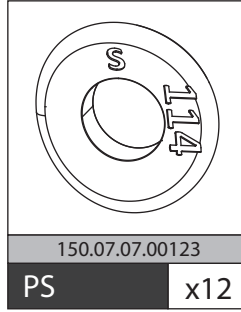
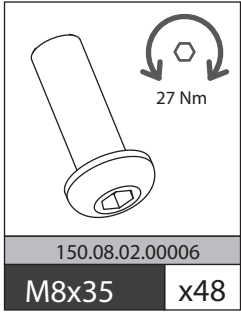
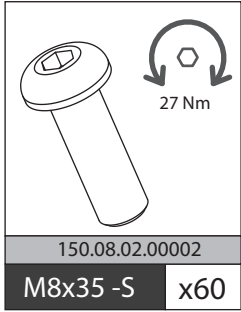
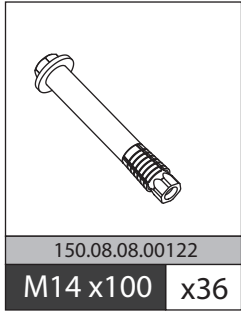
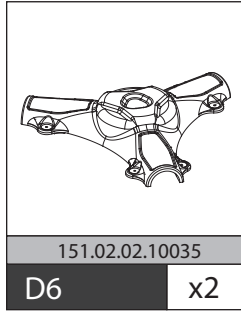
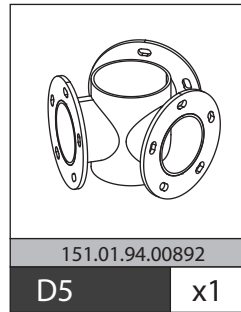
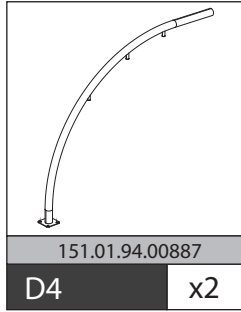
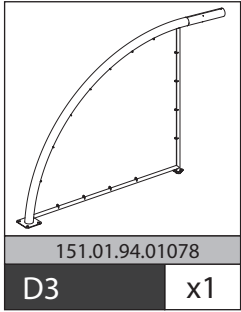
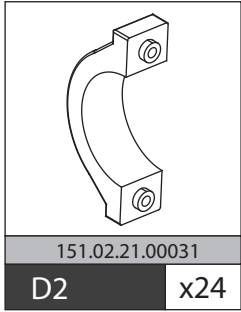
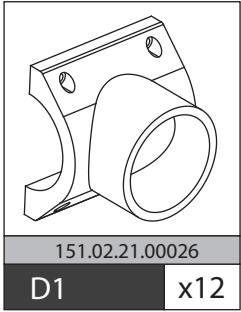
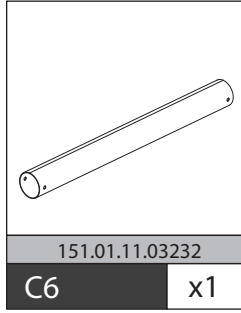
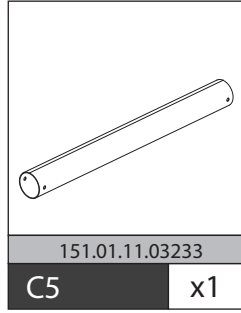
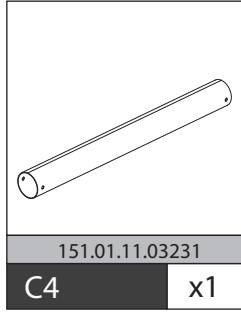
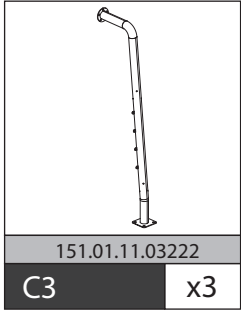
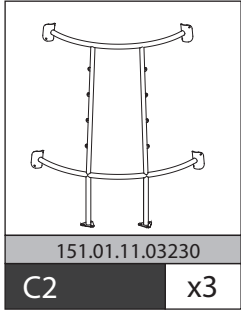
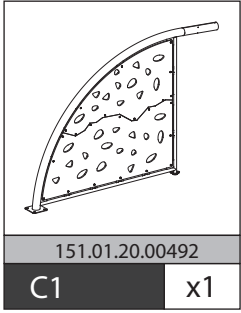
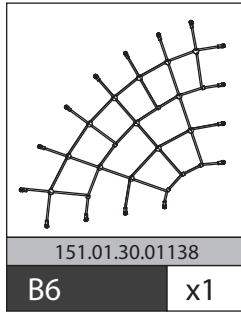
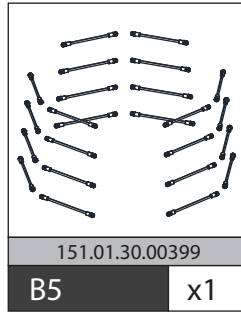
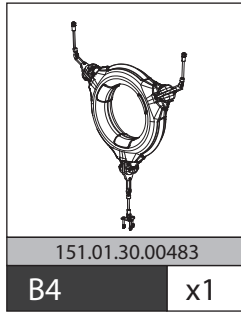
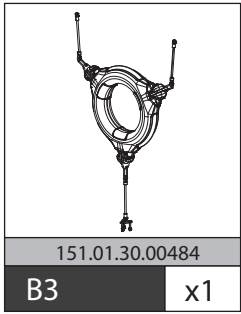
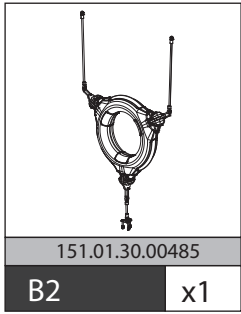
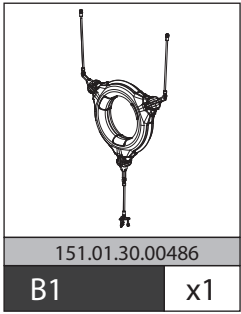
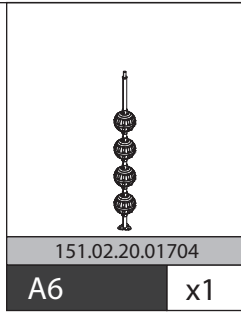
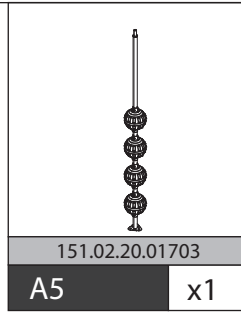
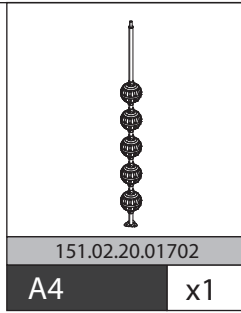
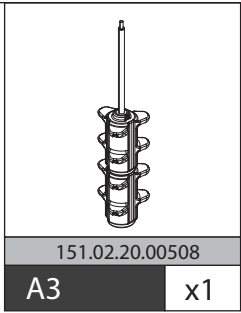
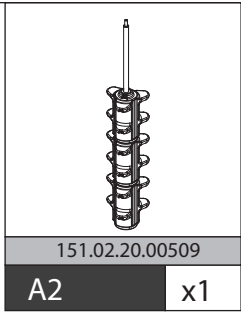
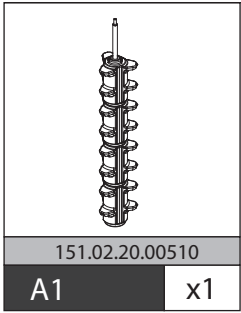


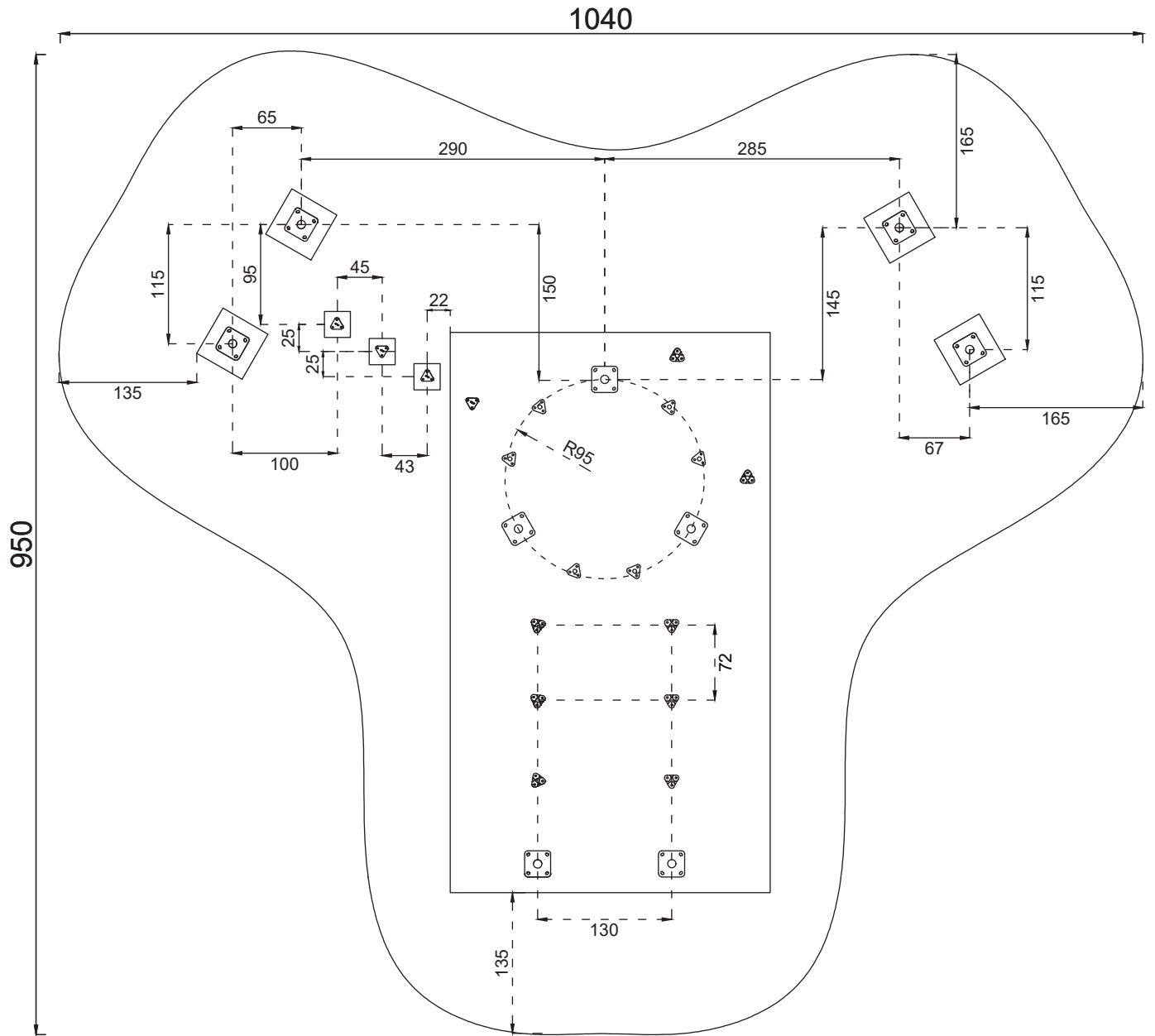
# Cemer®

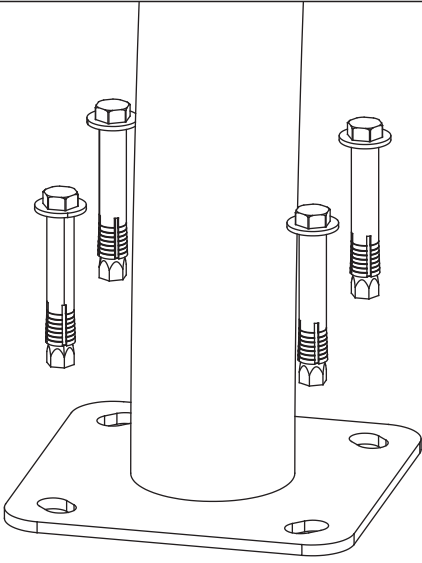
## DGSS 204



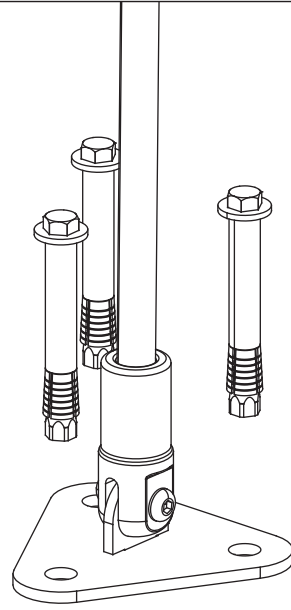
Hazırlayan : Mustafa BADOĞLU  
Onaylayan : Ezgi YELEKOĞLU



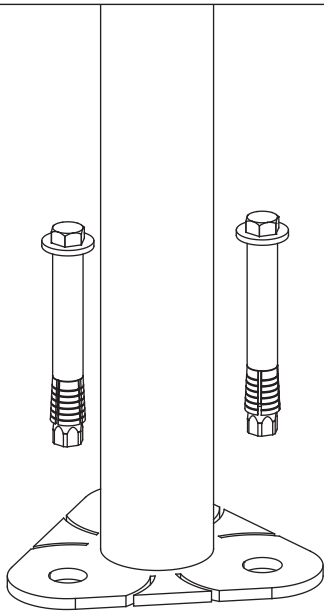




x9

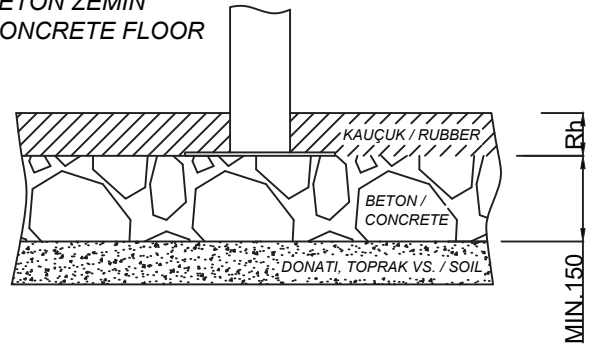


x4



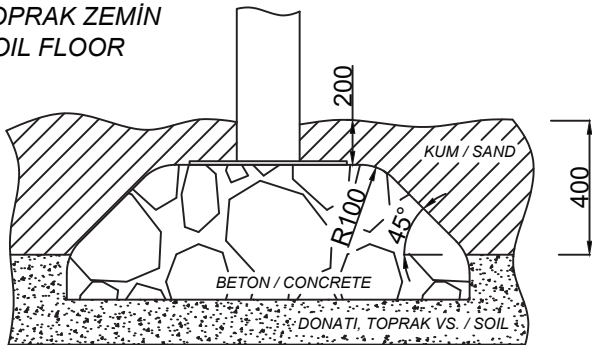
x14

BETON ZEMİN  
CONCRETE FLOOR

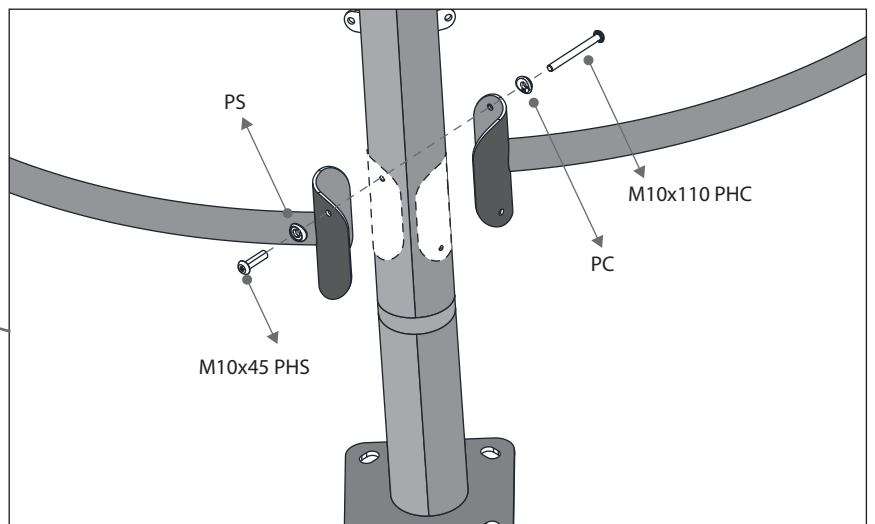
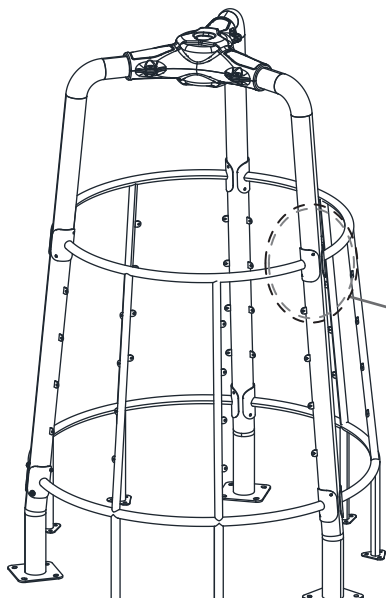
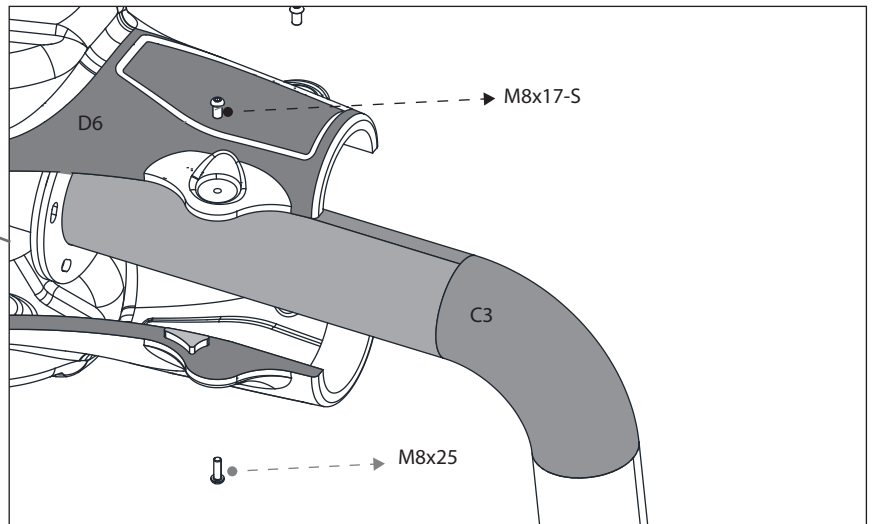
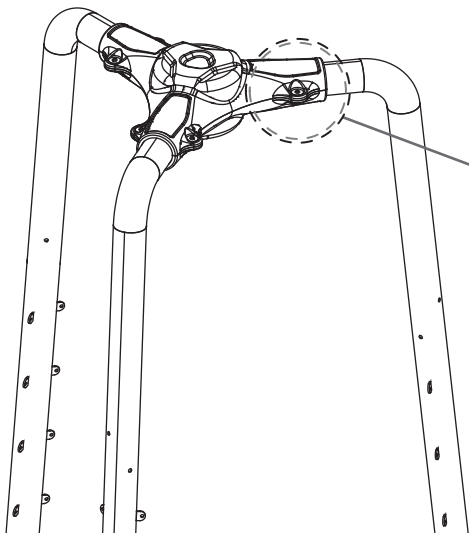
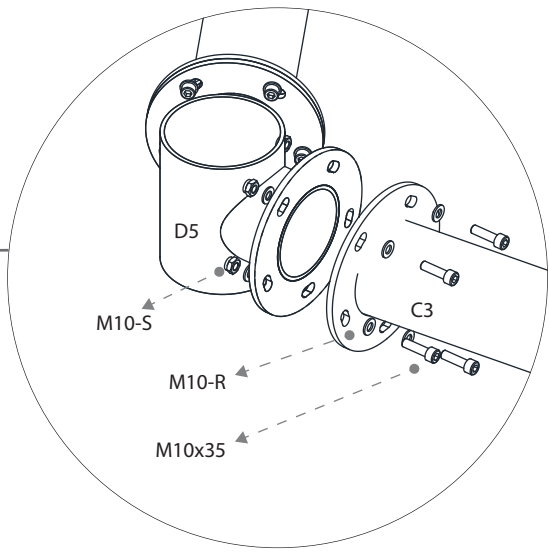
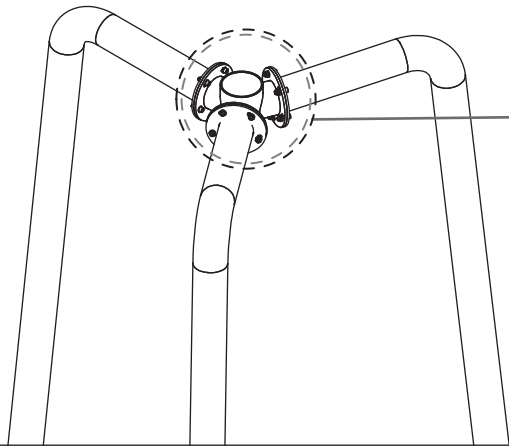


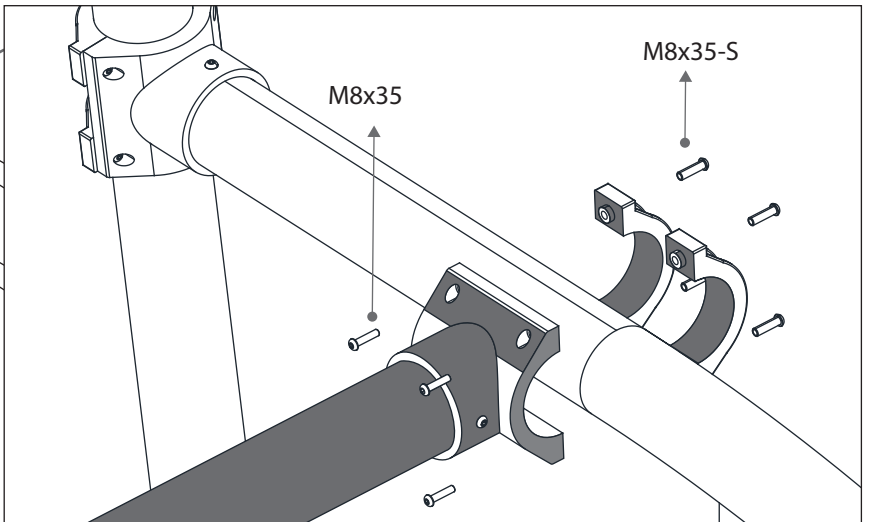
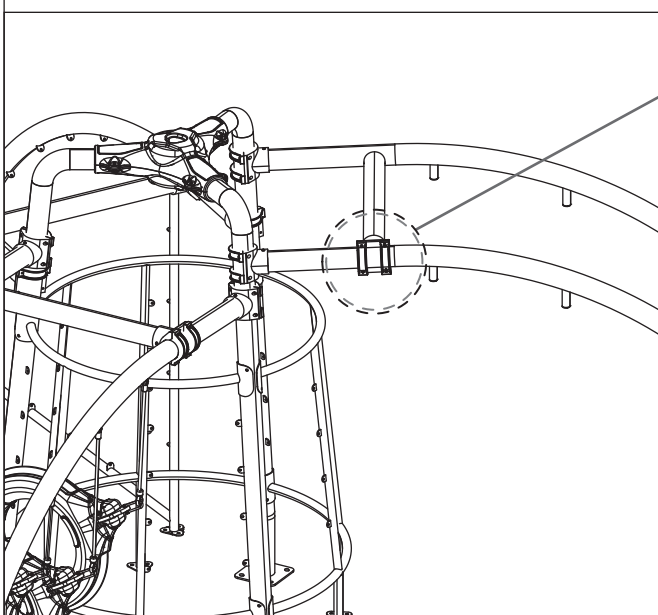
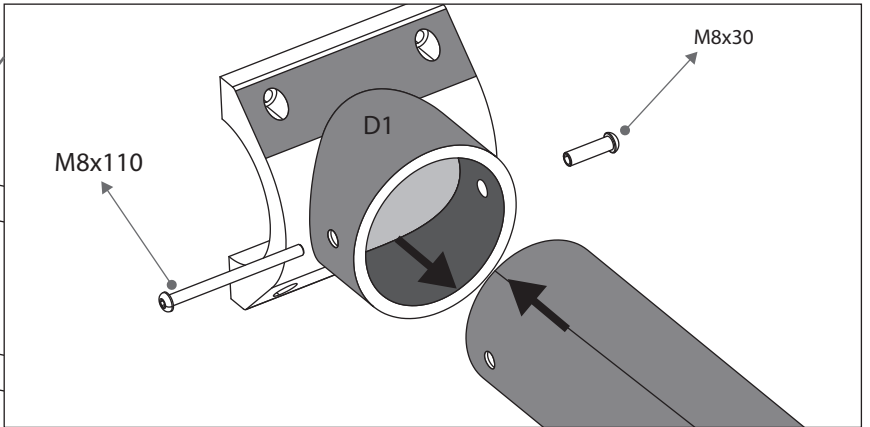
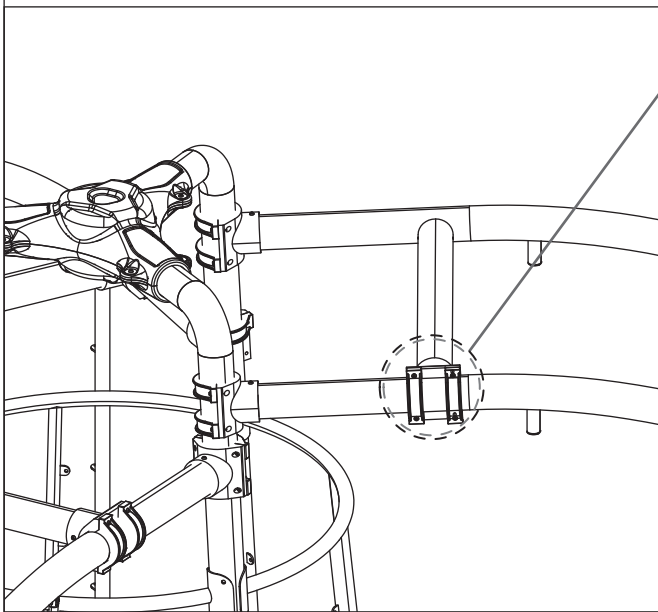
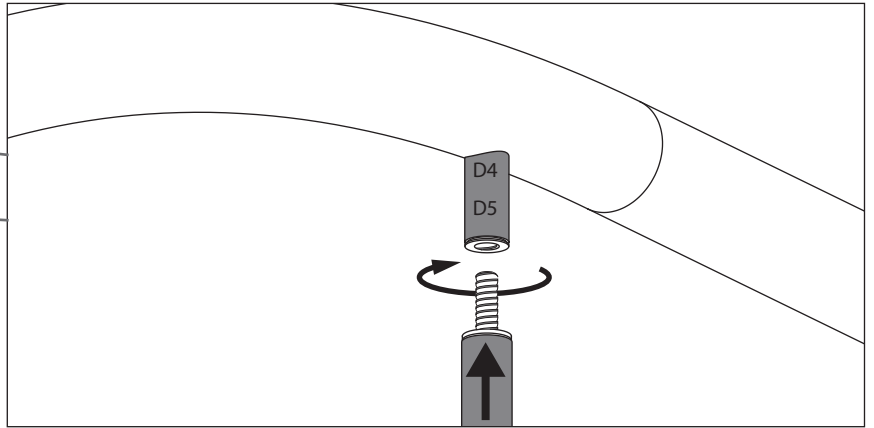
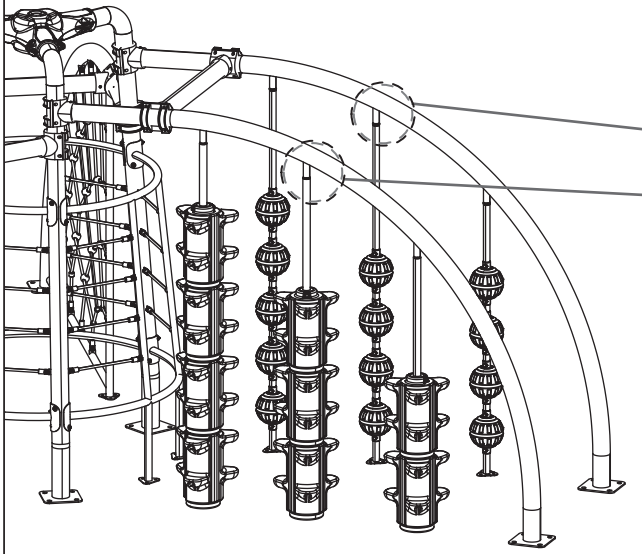
*Rh, düşme yüksekliğine göre değişkendir.  
Rh is determined according to fall height.*

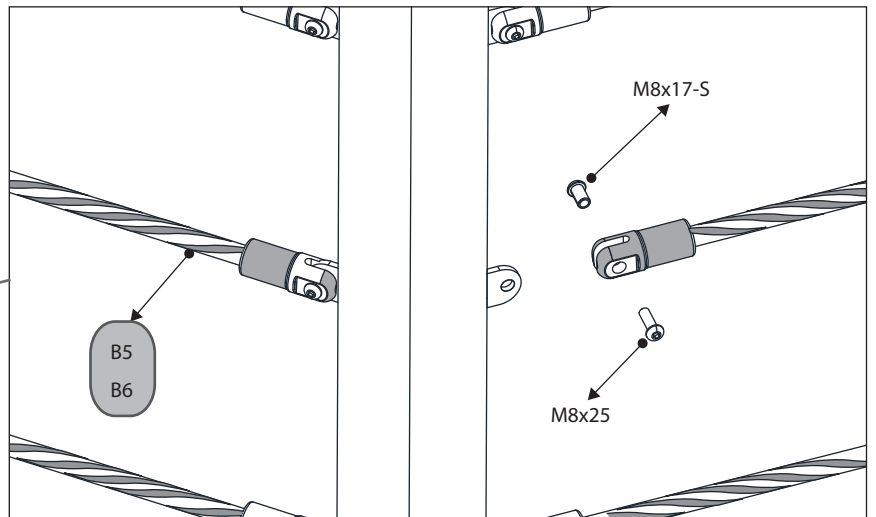
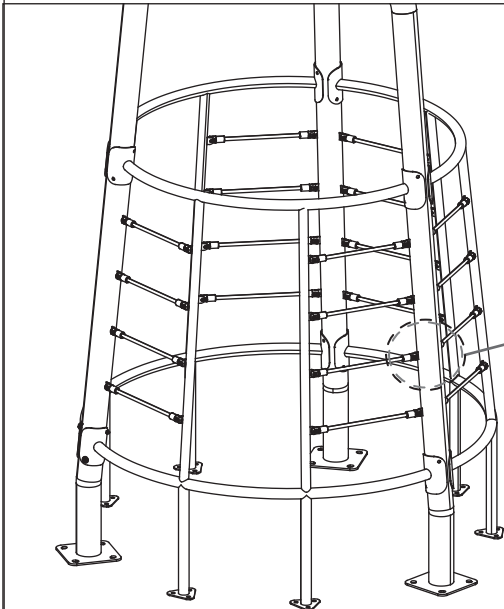
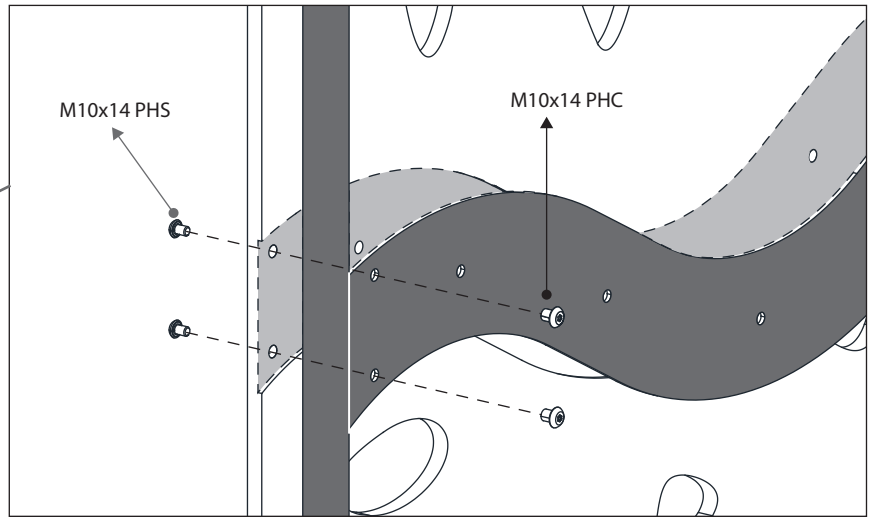
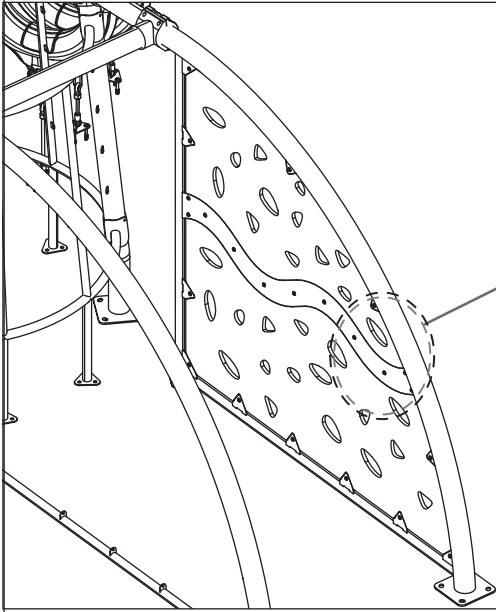
TOPRAK ZEMİN  
SOIL FLOOR

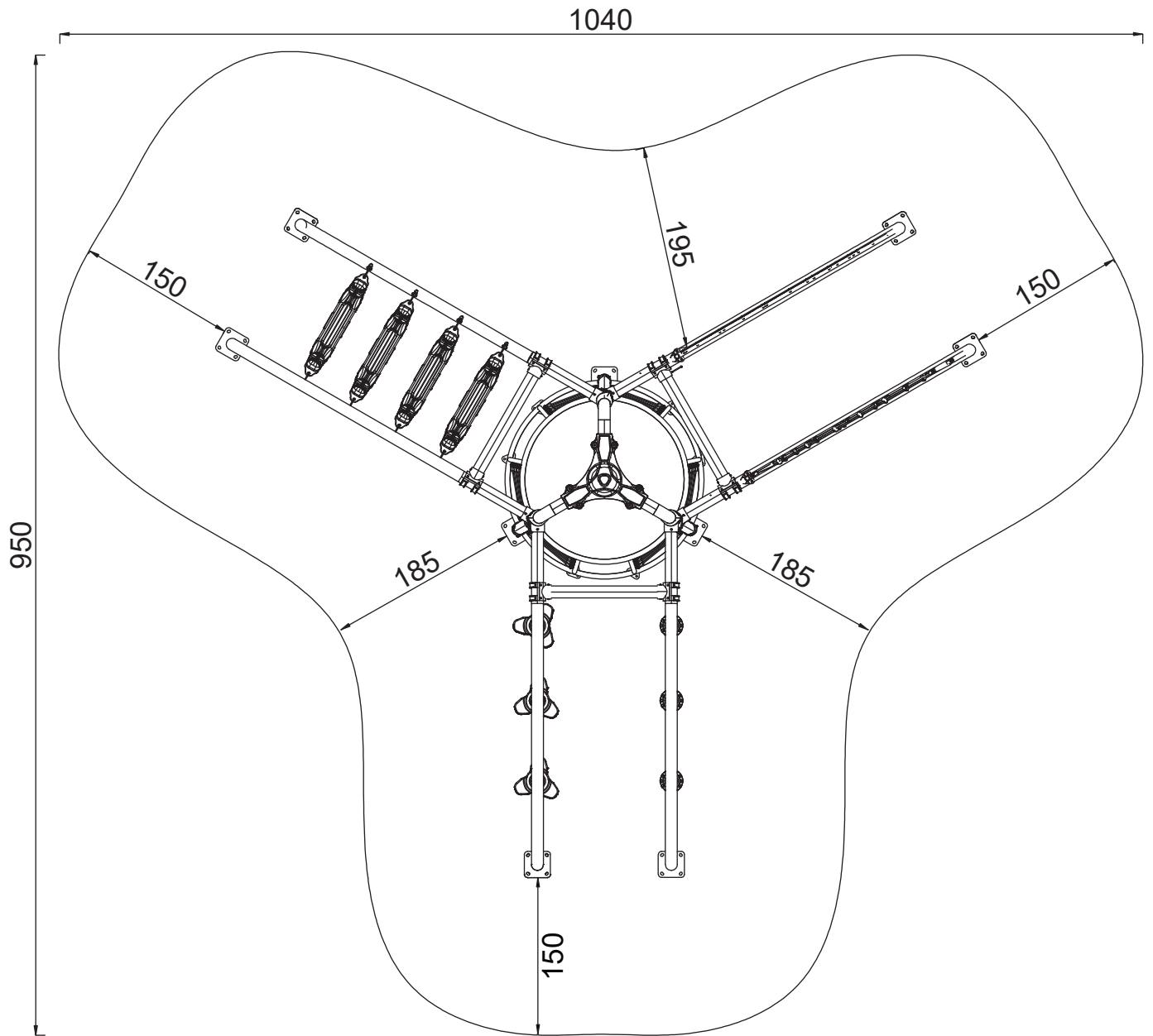


-BETON EBATLARI PROJEYE GÖRE DEĞİŞKENDİR  
-CONCRETE DIMENSIONS CHANGE ACCORDING TO PRODUCTS









## MONTAJ TALİMATLARI

- Ürün kurulumunda montaj kılavuzu kullanılması/riayet edilmesi tavsiye edilir.
- Kurulum kalifiye/yetkili personel tarafından yapılmalıdır.
- Kurulum sırasında ara verilmek isteniyor ise montaj alanı güvenlik şeridi ile çevrilmelidir.
- Montaj kılavuzuna göre eksik yada fazla parça ile karşılaşılr ise üretici firmaya bildirilmesi gerekir.

## KULLANIM TALİMATLARI

- Ürün +7 yaşından büyük kullanıcılar için ve aynı anda 23 kişi tasarlanmıştır.
- Kullanıcılar ebeveyn gözetiminde olmalıdır.
- Ürün TSE EN 1176-1 , 1176- 7 , 1176-11'e uygun olarak tasarlanıp, üretilmektedir.
- Zemin kaplaması TSE EN 1177-1 e uygun olmalıdır.
- İp tırmanma vb. istasyonlara kask ile çıkmak yasaktır.
- Ürün üzerinde izin verilen ve belirtilen fonksiyonlar / rotalar dışında hareket etmek tehlikeli ve yasaktır.

## BAKIM TALİMATLARI

### GÜNLÜK MUAYENE (GÖZLE MUAYENE)

- Ürünün günlük gözle muayenesi TSE 1176-7 Madde 6.1 a. ' ye uygun olarak yapılmaktadır.
- Ürünün / Kompleksin temizliği, ayak basma ve el tutma elemanlarının durumu
- Gevşek taneli zemin kaplaması var ise (kum, çakıl, malç vb.) beton blokları üzerindeki vaziyeti

### 90 GÜNLÜK MUAYENE (İŞLETME MUAYENESİ)

- Ürünün işletme muayenesi TSE 1176-7 Madde 6.1 b. ' ye uygun olarak yapılmaktadır.
- Dinamik/Hareketli elemanların (doğrusal veya radyal) azami 90 günlük periyotlarda yağlanması (İşletmeci tarafından kullanım yoğunluğuna göre sıklıklaştırılabilir)
- Modüler bağlantı elemanları ile sabitlenen parçaların rijitliği.
- Yüzey kaplamalarında aşınma, solma kontrolü
- Statik olmayan bir elemana sahip ürün var ise ve gerginlik isteniyor ise (ip tırmanmalar vb.) ürün üzerindeki gerdirmeler ile ayarlanması
- Statik olmayan bir elemana sahip ürün var ise ve sehim isteniyor ise, (teleferik, zip line vb.) ürün üzerindeki gerdirmeler ile ayarlanması

### YILLIK MUAYENE (ANA MUAYENE)

- Ürünün Yıllık ana muayenesi TSE 1176-7 madde 6.1 c. 'ye uygun olarak yapılmaktadır.
- Dinamik istasyonlarda kullanılan rulman, yataklama vb. elemanların ve tutma, basma vb. fonksiyonlara sahip istasyonların bağlantı elemanlarının rijitsizliğine karşın değişimi
- Ankraj detaylarının (beton, dübel vb.), yatay ve dikey taşıyıcıların (kolon, kiriş) rijitliği
- Zemin kaplama elemanındaki aşınmalar (İşletmeci tarafından kullanım yoğunluğuna göre sıklıklaştırılabilir)

## ASSEMBLY INSTRUCTIONS

- Assembly instructions guide must be used and the assembly should be made according to it.
- Products must be assembled by qualified/authorized staff.
- If a break is needed through the assembly, the site must be confined with safety strips.
- If there are extra or missing pieces of the product, provider company should be contacted about the situation.

## USAGE INSTRUCTIONS

- The product is designed for users aged 7+ and 23 people per usage.
- Usage must be in parents custody.
- The product is designed and manufactured according to TSE EN 1176-1 , 1176- 7 , 1176-11
- Floor covering must be made according to TSE EN 1177-1
- It's forbidden to use climbing accessories while wearing a helmet.
- It's dangerous and forbidden to use the product outside of its original usage or functions.

## MAINTENANCE INSTRUCTIONS

### DAILY INSPECTION (VISUAL EXAMINATION)

- Daily inspection of the product is made according to TSE 1176-7 Clause 6.1a.
- Products and area's cleanliness and handles' situation.
- If loose surface covering is used, the concrete blocks' situation.

### OPERATIONAL INSPECTION (90 DAY PERIOD)

- Operational inspection of the product is made according to TSE 1176-7 Clause 6.1b.
- Dynamic products (linear or radial usage) should be greased in 90 day periods. (the periods can be shortened according to the manufacturer's advice)
- Rigidity of modular connectors and fasteners.
- Inspection on floor coverings to check wear and fade
- If there is an equipment that needs tension ( like a climbing equipment) it should be controlled and stretched appropriately.
- If there is an equipment that needs sag ( like a rope bridge) it should be controlled and stretched appropriately.

### ANNUAL MAIN INSPECTION

- Annual inspection of the product is made according to TSE 1176-7 Clause 6.1c.
- The situation and ridigity of all bearings, bearing supports etc.
- Rigidity and functionality of products that have fuctions like gripping, stepping etc.
- Rigidity of anchorage equipments (concrete, fixing plugs etc.), vertical and horizontal supports.
- Wear on floor coveringsi (the periods can be shortened according to the manufacturer's advice)