TR MONTAJ KILAVUZU

EN ASSEMBLY INSTRUCTIONS

A4

RGB

Cemer®

DGSS 206

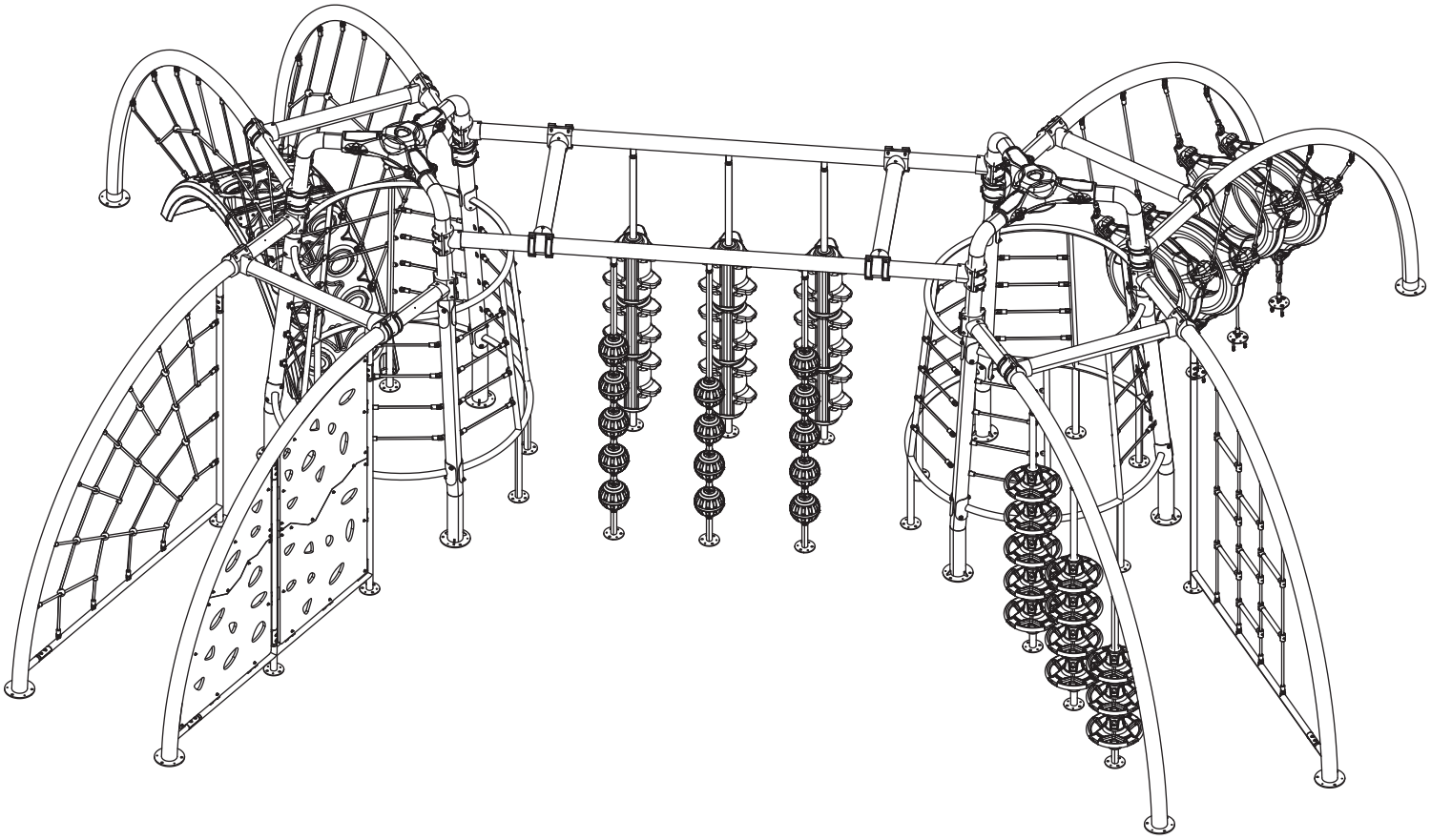

Hazırlayan : Mustafa BADOĞLU
Onaylayan : Ümit ÇİÇEK

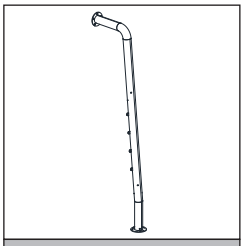

151.01.11.04502

ODB x6

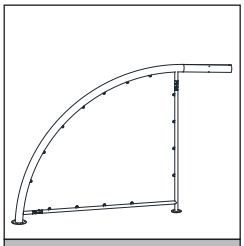

151.01.21.01846

IGB-1 x1

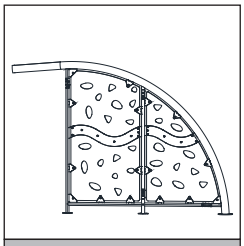

151.01.20.00492

HDPE-B x1

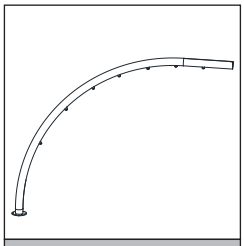

151.01.11.04505

YKB x2

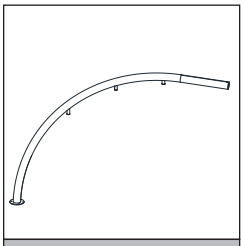

151.01.11.04477

FRB x1

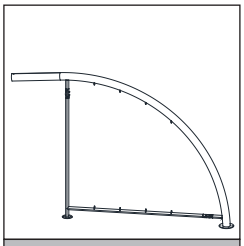

151.01.21.01847

IGB-2 x1

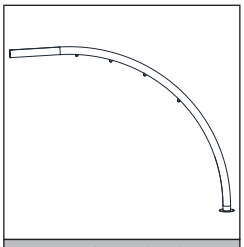

151.01.11.04504

SGB x2

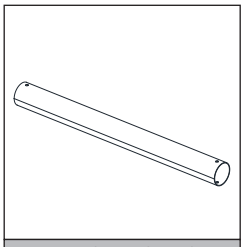

151.01.11.04510

AB 1155 mm x2

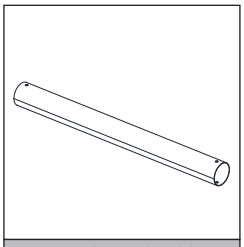

151.01.11.04509

AB 1120 mm x2

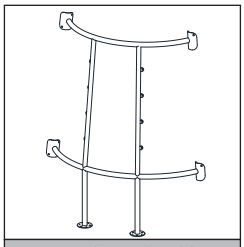

151.01.11.04503

OIT x6

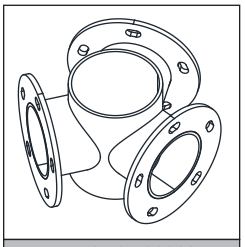

151.01.94.00892

ODB x2

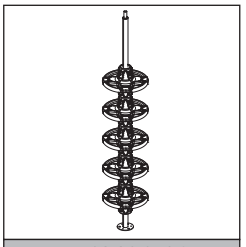

151.02.20.01961

FTT-1 x1

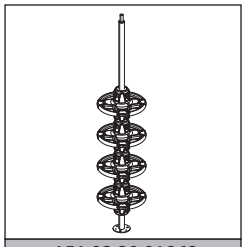

151.02.20.01962

FTT-2 x1

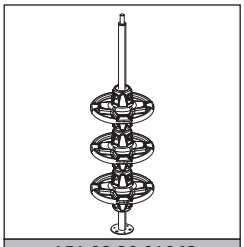

151.02.20.01963

FTT-3 x1

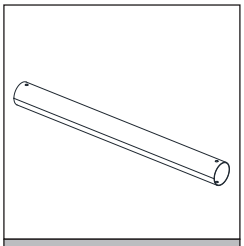

151.01.11.04511

AB 1190 mm x2

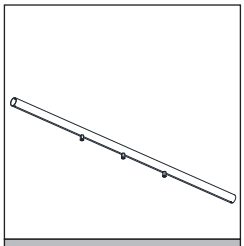

151.01.11.04487

OB 3730 mm x2

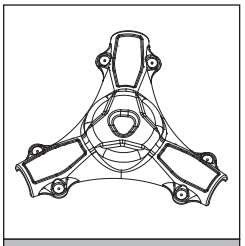

151.02.02.10035

TRIDENT x4

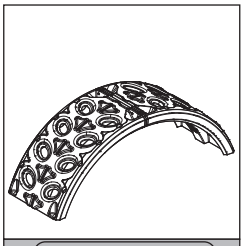

151.02.20.00644

YAY K x1

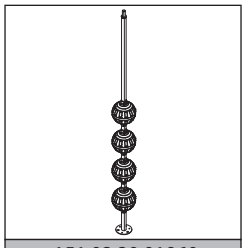

151.02.20.01960

4-TOP x1

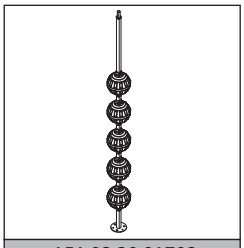

151.02.20.01702

5-TOP x1

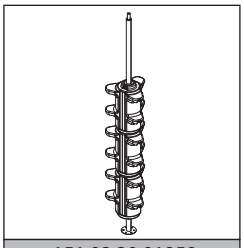

151.02.20.01959

3-TOTEM x3

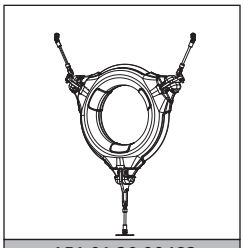

151.01.30.00483

1-NO x1

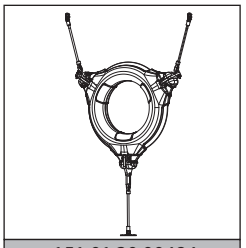

151.01.30.00484

2-NO x1

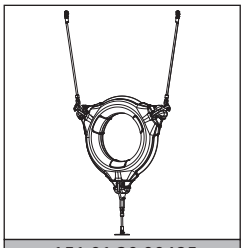

151.01.30.00485

3-NO x1

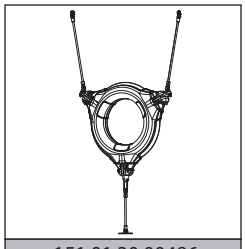

151.01.30.00486

4-NO x1

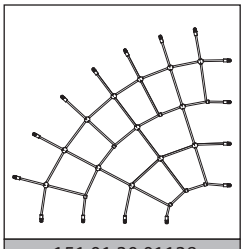

151.01.30.01138

YTI x1

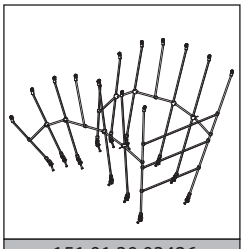

151.01.30.03426

YKI x1

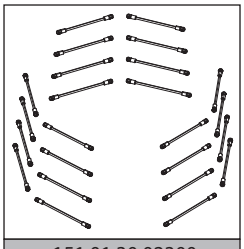

151.01.30.02300

MCI x2

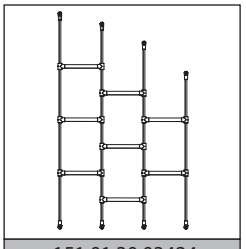

151.01.30.03424

HOKT x1

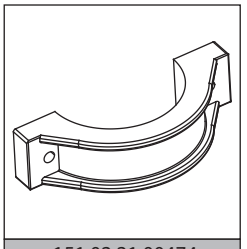

151.02.21.00474

KLP5 x48

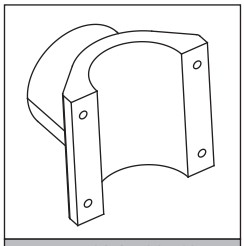

151.02.21.00468

KLP1 x24

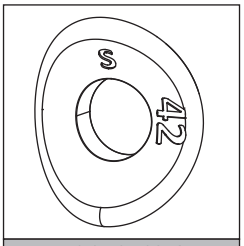

150.07.07.00125

42 PS x24

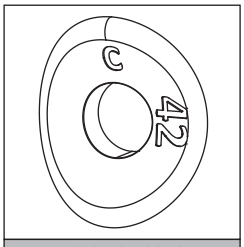

150.07.07.00124

42 PC x24



150.08.02.00001

M8x17-S x12

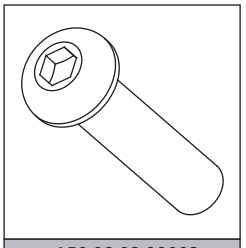

150.08.02.00003

M8x35-S x120



150.08.02.00004

M8x25 x12



150.08.02.00006

M8x35	x96



150.08.02.00038

M10x110-PH	x24

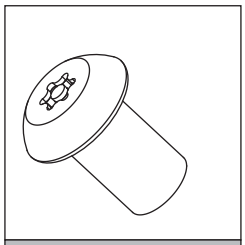

150.08.02.00041

M10x45 PS	x24

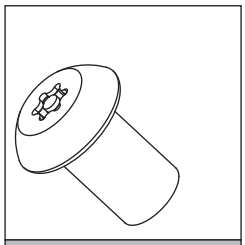

150.08.02.00040

M10x14-PH	x30

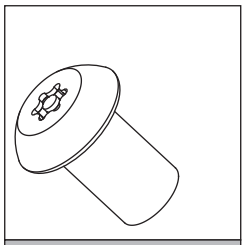

150.08.02.00035

M10x20-PS	x4

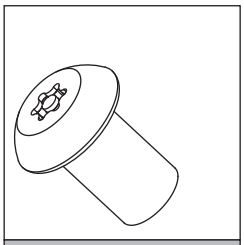

150.08.02.00034

M10x30-PS	x4

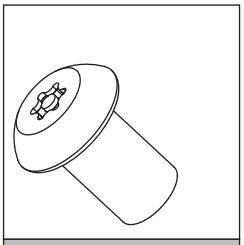

150.08.02.00050

M10x14-PS	x30



150.08.02.00054

M8x110	x24

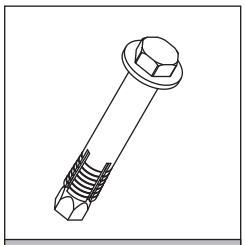

150.08.08.00121

M8x80	x118

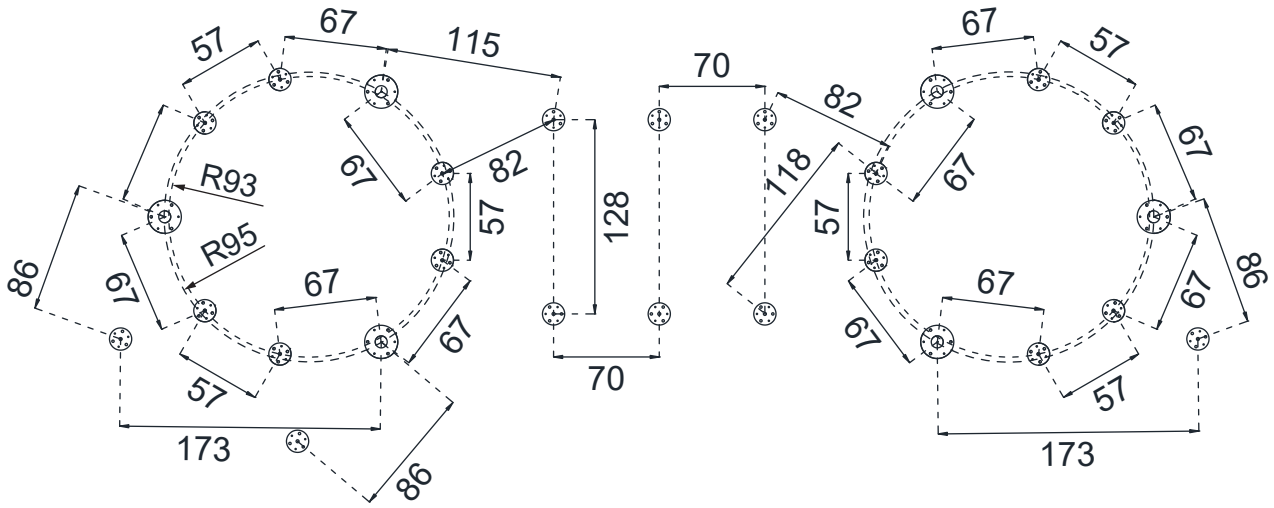
57
67
115
70
82
67
57
67
R93
67
82
118
67
57
128
57
R95
86
67
67
67
67
67
86
67
57
70
57
173
86
173

mm 1:80
0 1 2

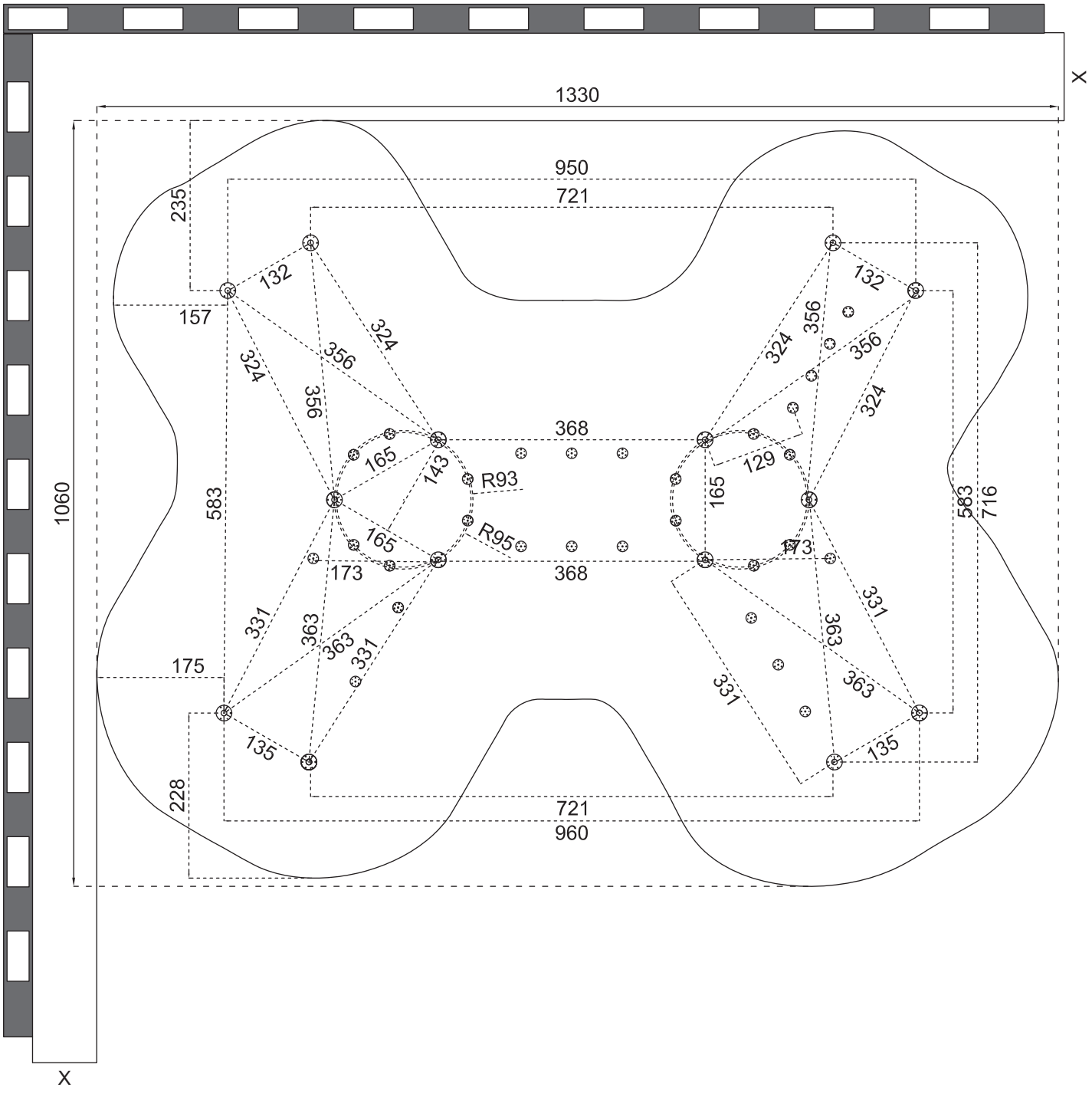
X
1330
950
721
235
157
132
324
356
165
143
R93
R95
368
583
1060
129
716
173
331
363
175
135
228
960
X

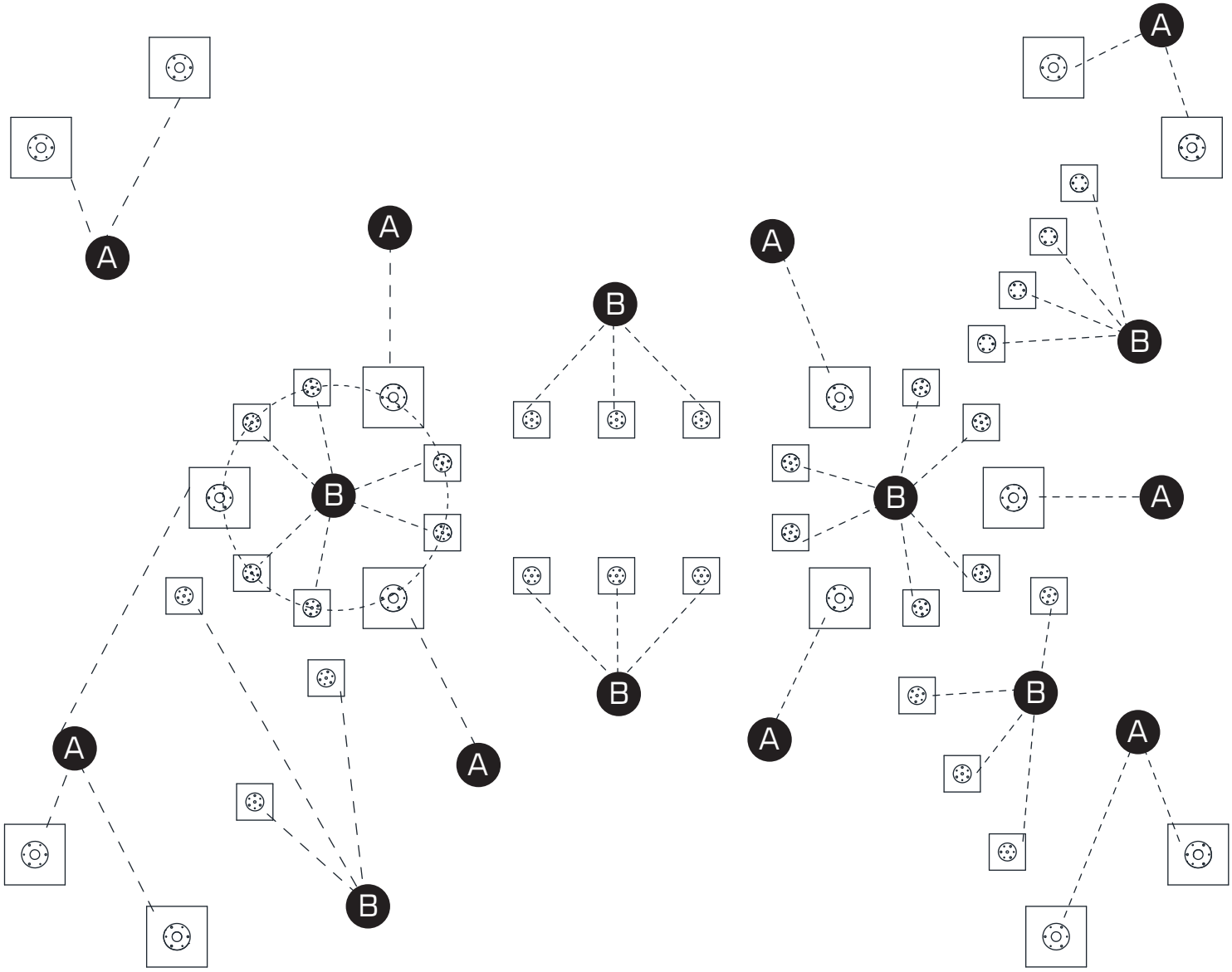

BETON DETAYI / CONCRETE DETAIL

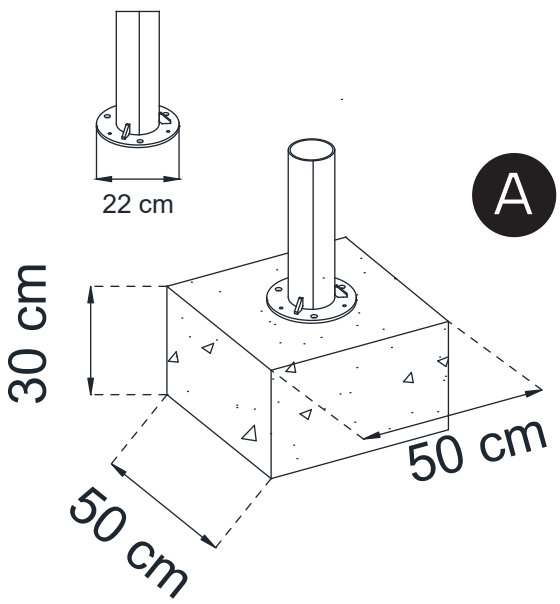

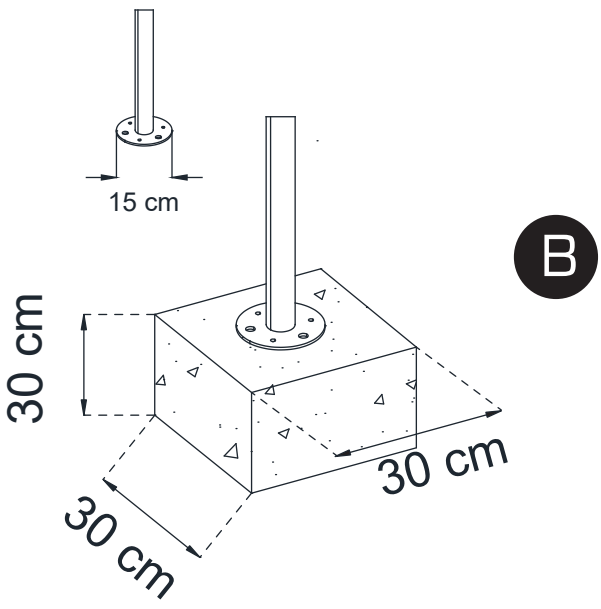

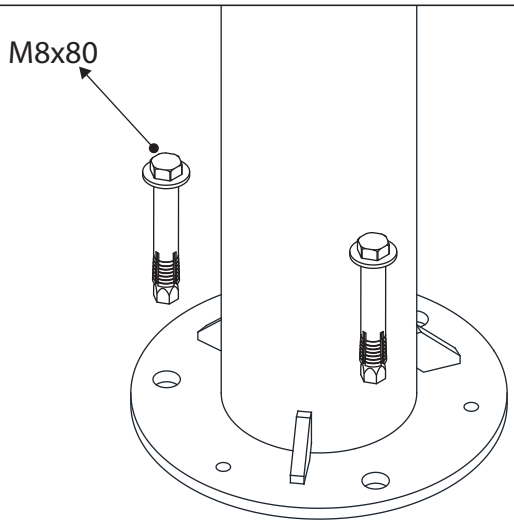

x14

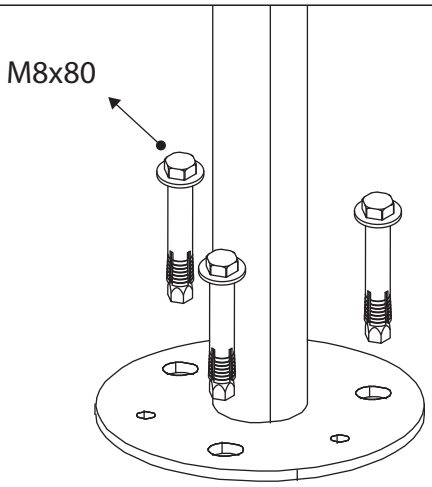

x23

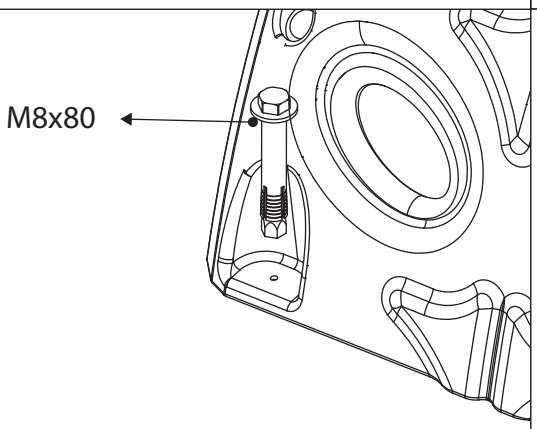

x1

BETON ZEMİN
CONCRETE FLOOR

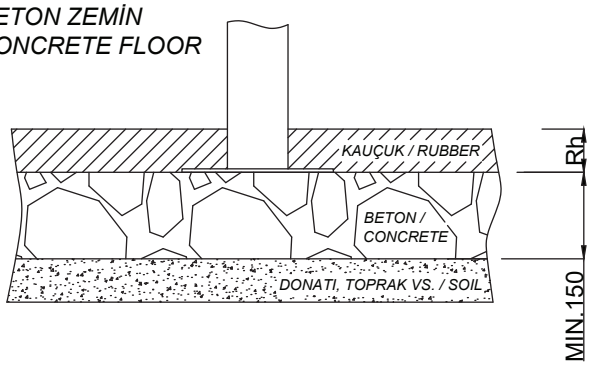

Rh, düşme yüksekliğine göre değişkendir.
Rh is determined according to fall height.

TOPRAK ZEMİN
SOIL FLOOR

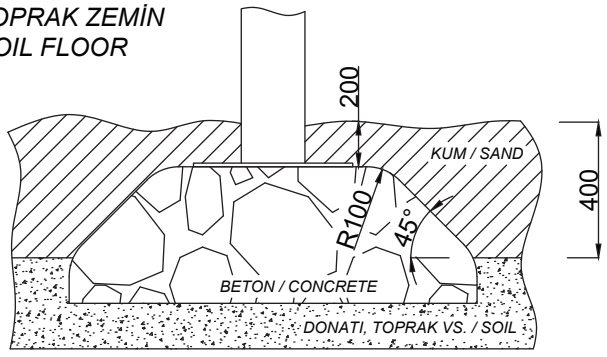

-BETON EBATLARI PROJEYE GÖRE DEĞİŞKENDİR
-CONCRETE DIMENSIONS CHANGE ACCORDING TO PRODUCTS

DGSS 206

mm 1:80

0 1 2

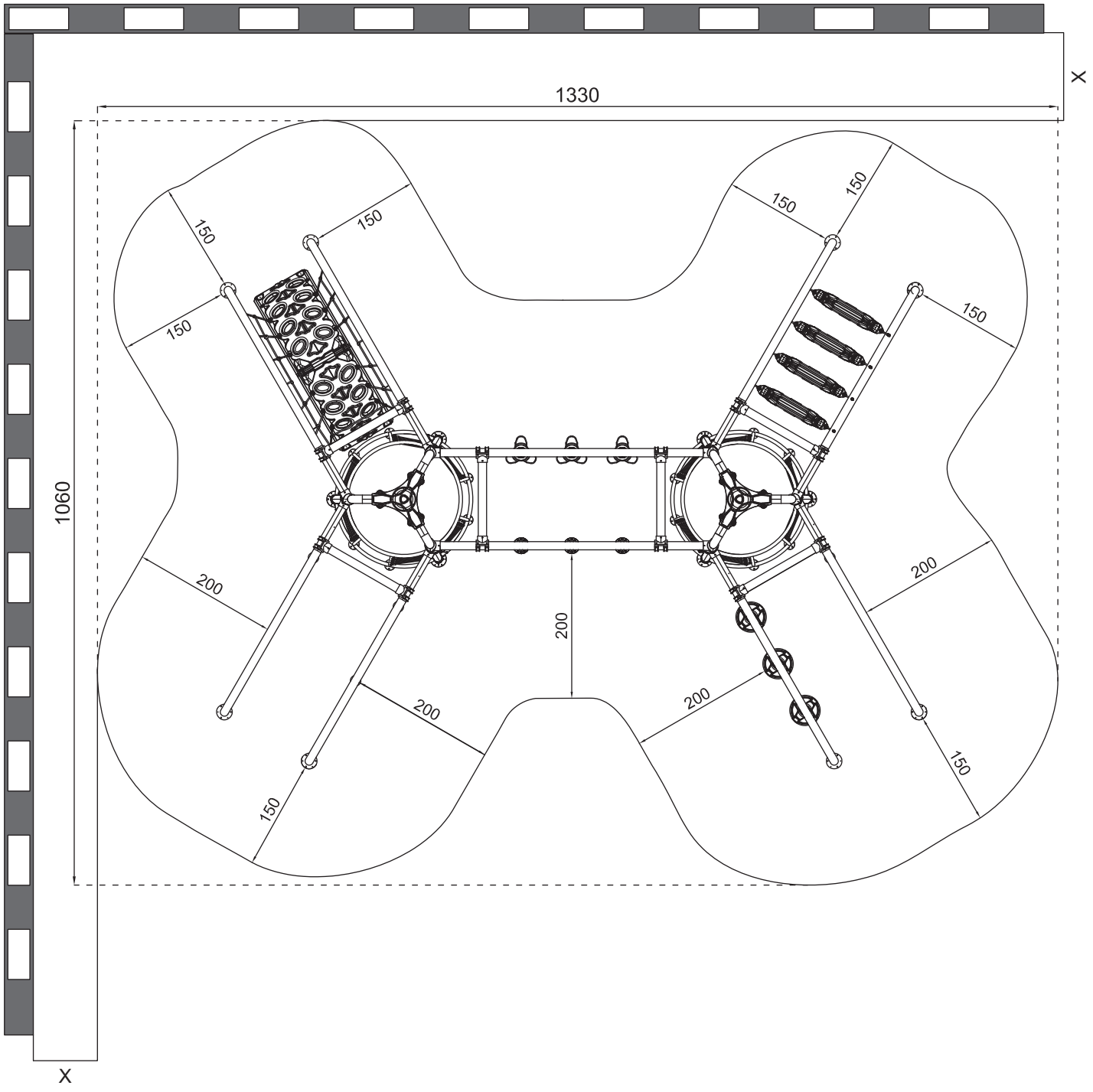

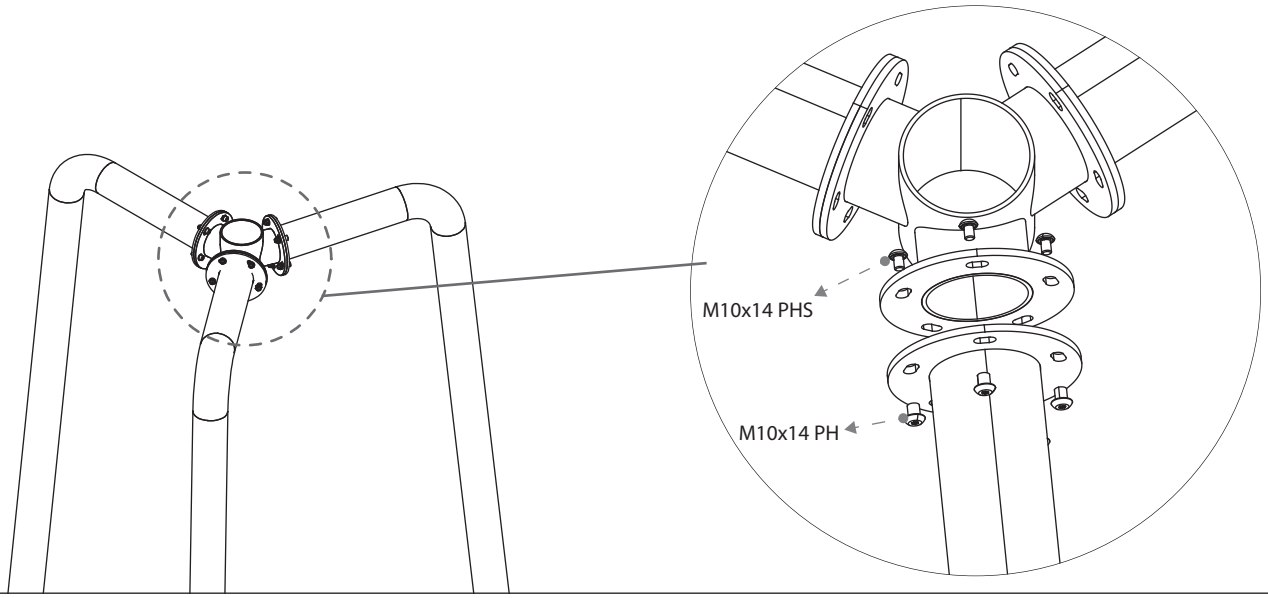
M10x14 PHS
M10x14 PH

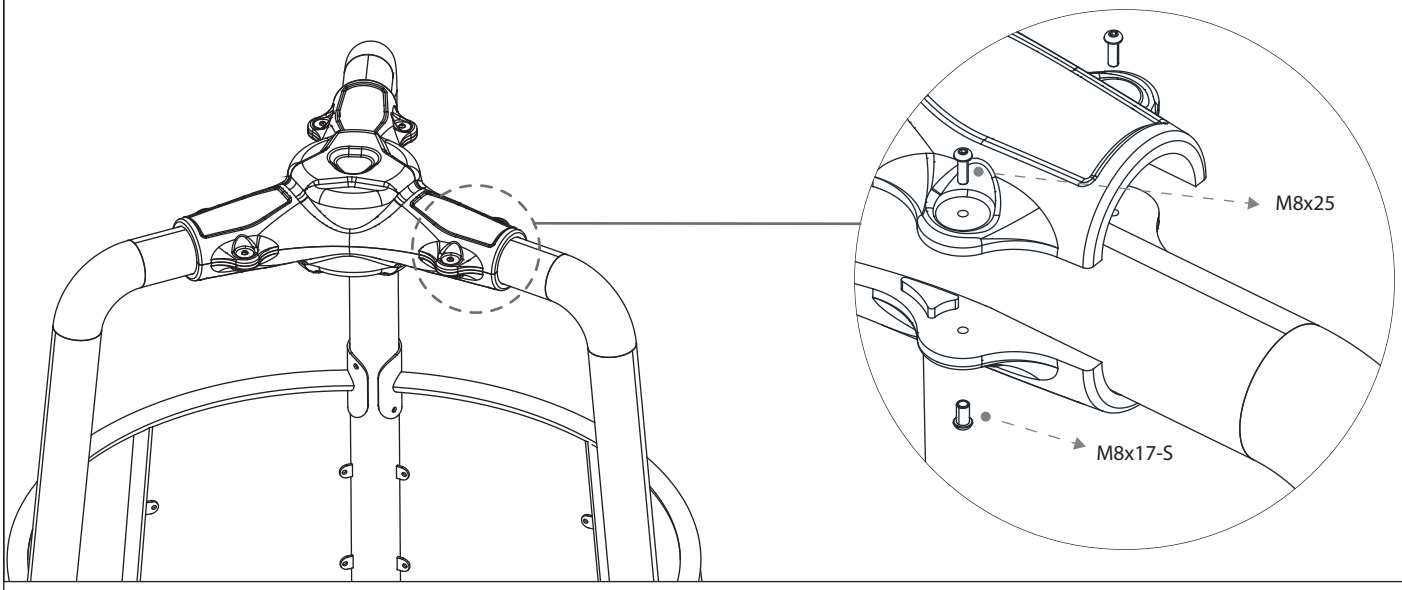
M8x25
M8x17-S

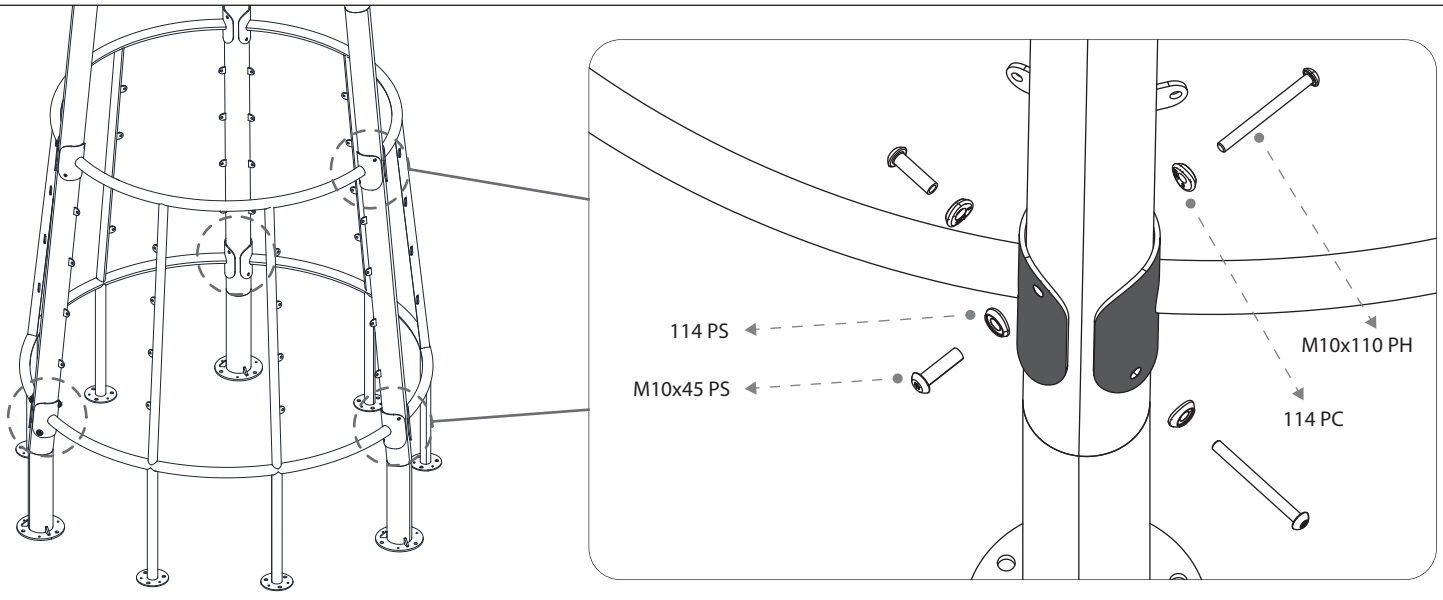
114 PS
M10x45 PS
M10x110 PH
114 PC

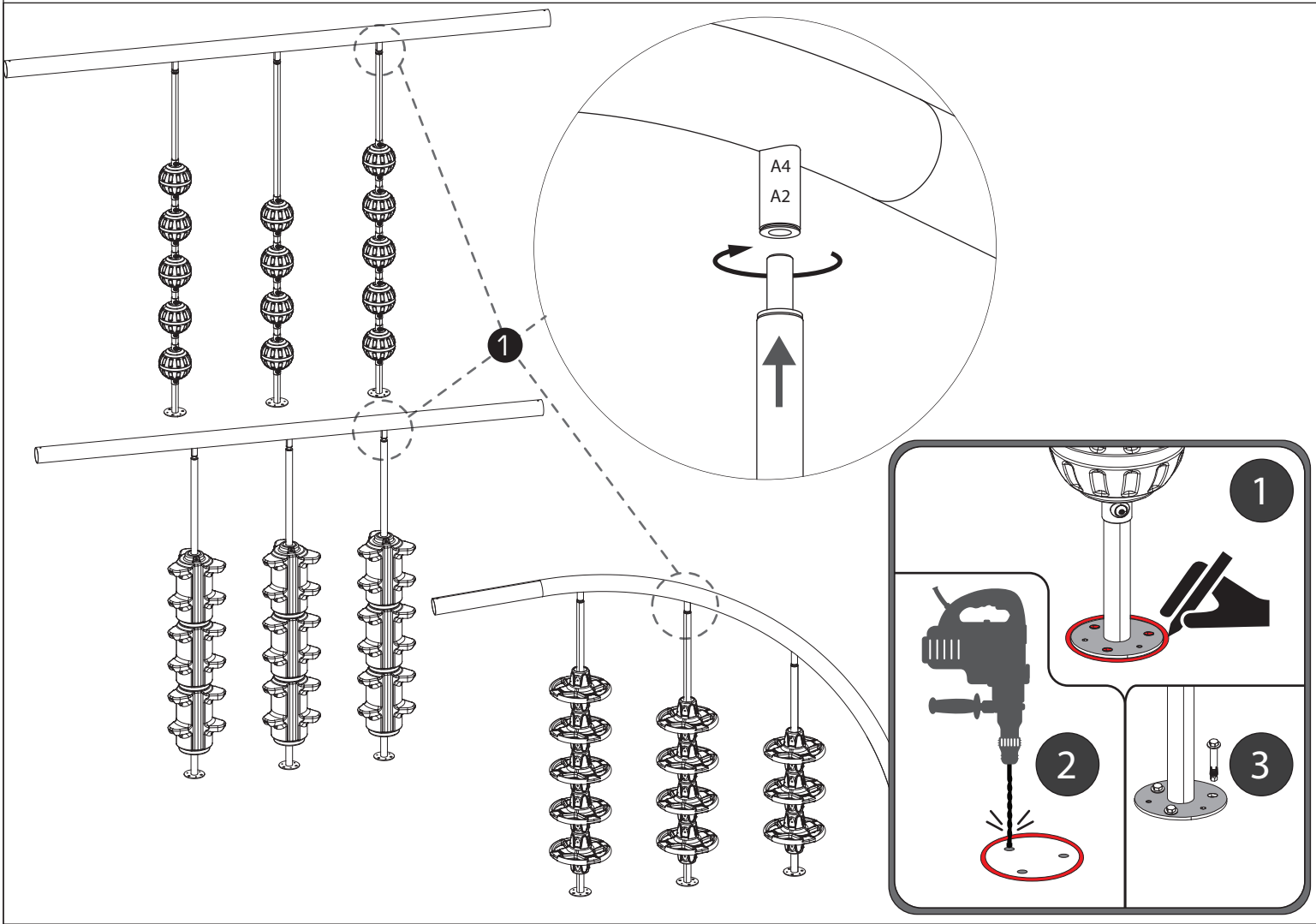
A4
A2
1
1
2
3

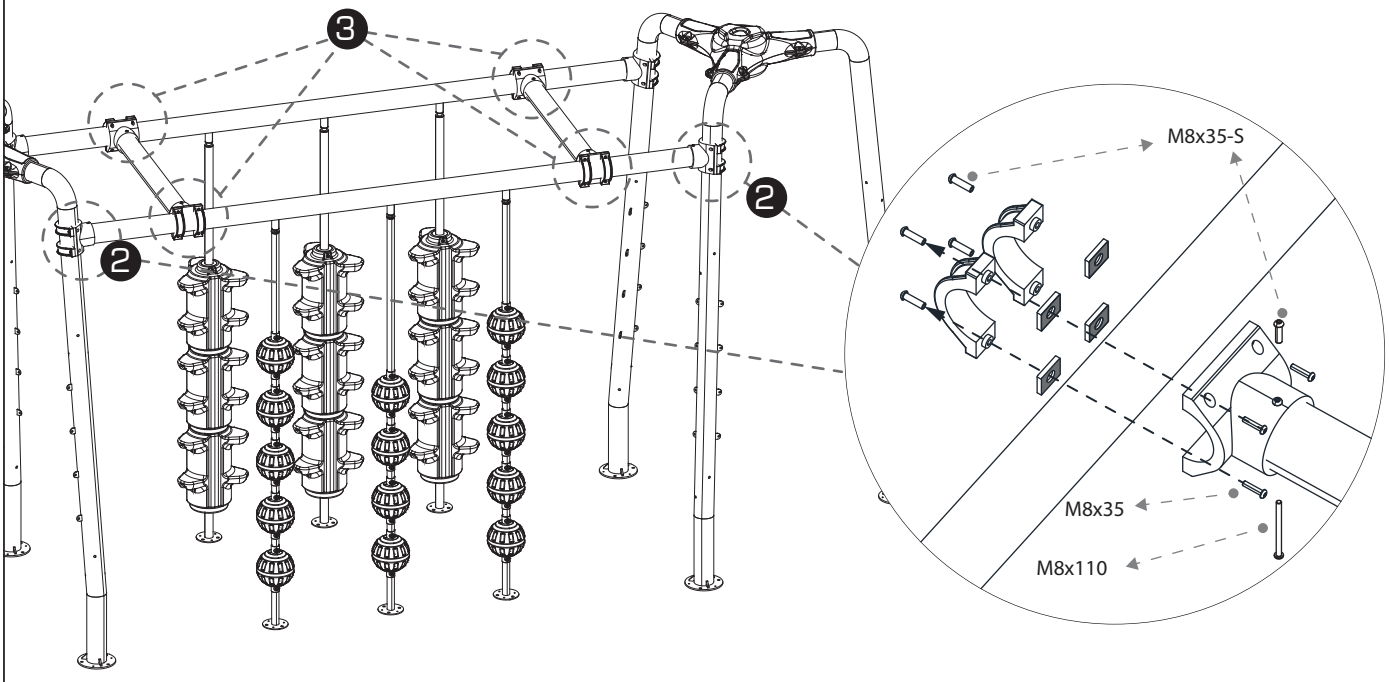
3
2
2
M8x35-S
M8x35
M8x110

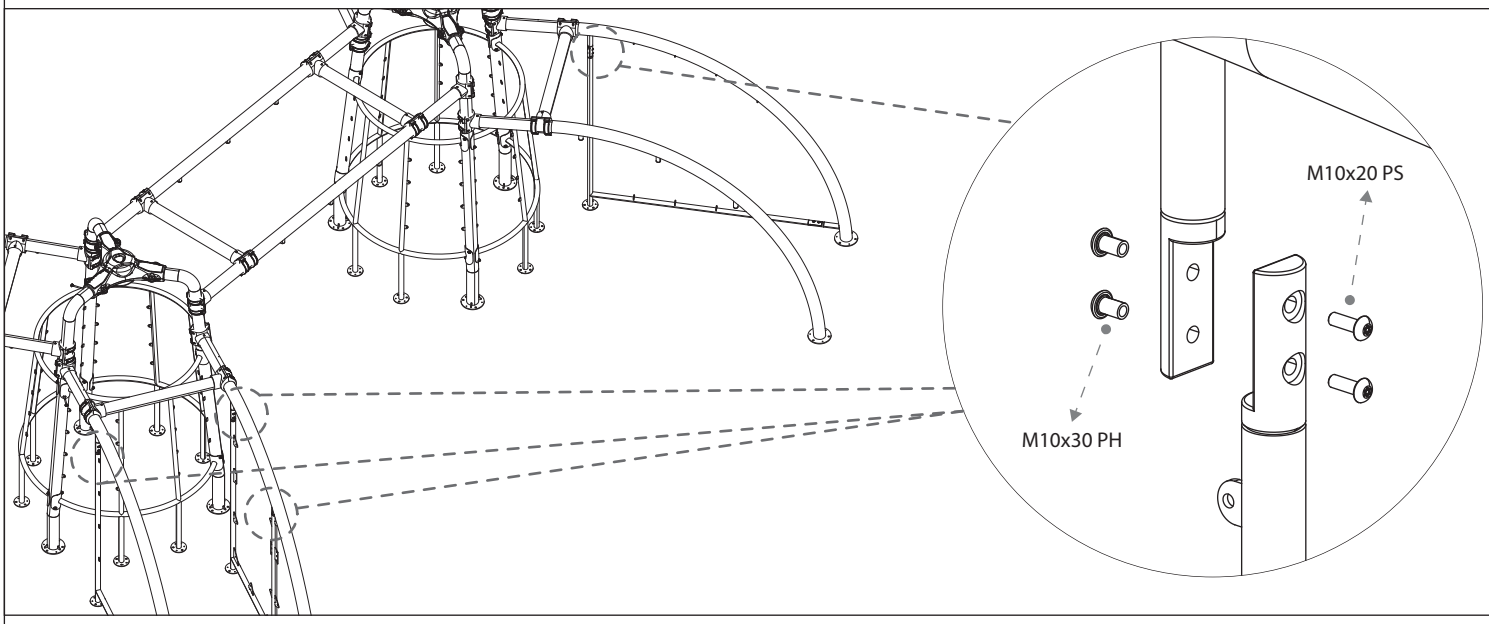
M10x20 PS
M10x30 PH

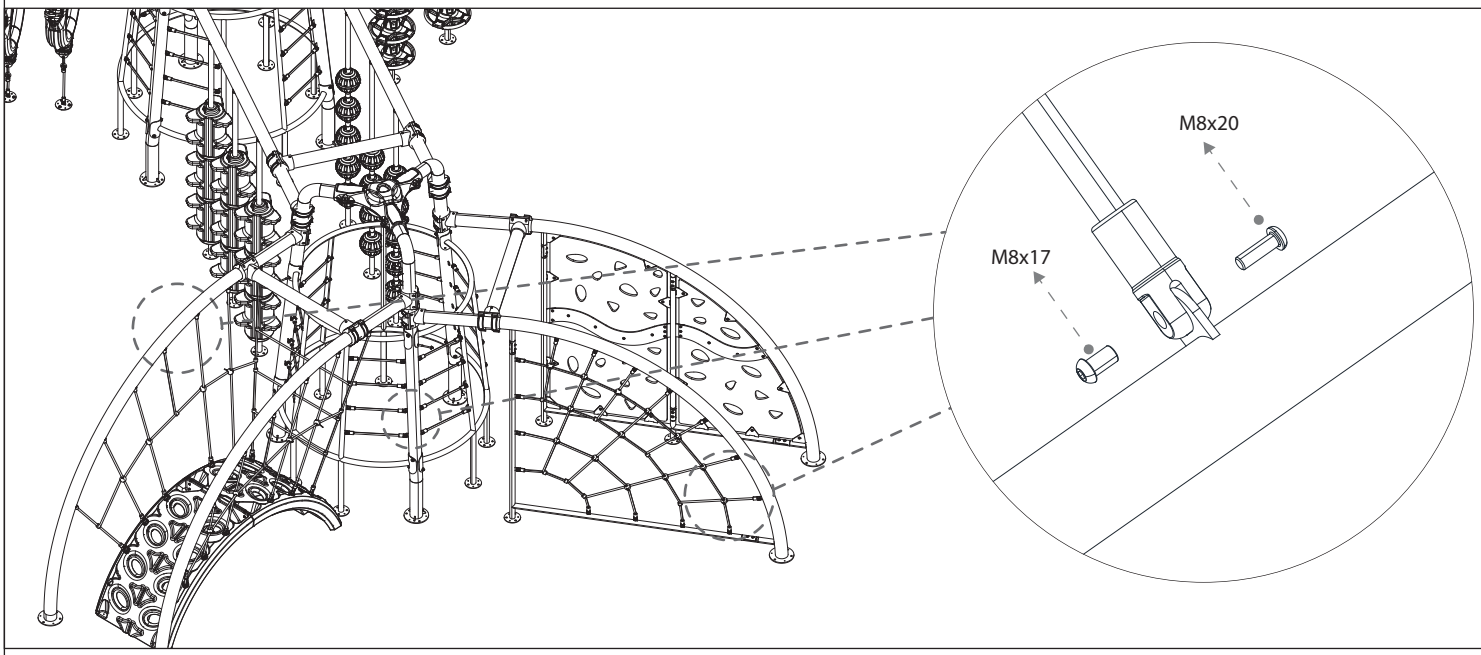
M8x20
M8x17

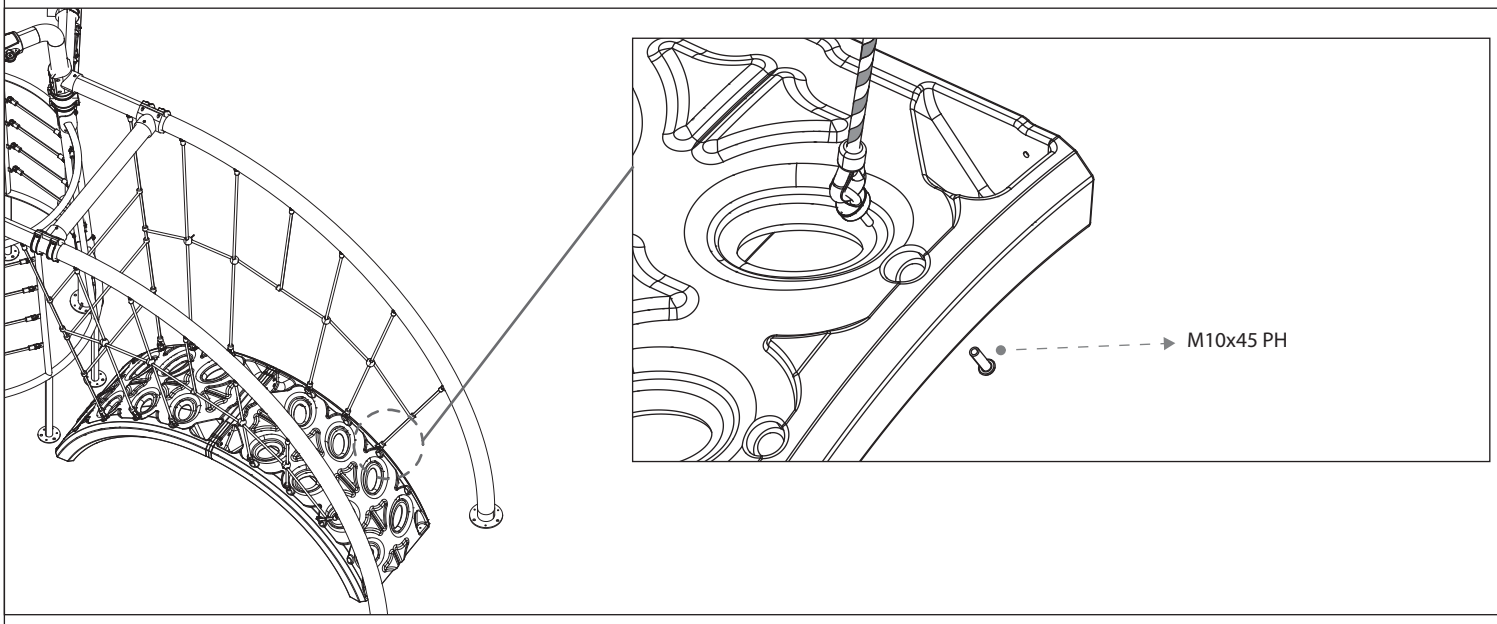
M10x45 PH

MONTAJ TALİMATLARI

•Ürün kurulumunda montaj kılavuzu kullanılması/riayet edilmesi tavsiye edilir.
•Kurulum kalifiye/yetkili personel tarafından yapılmalıdır.
•Kurulum sırasında ara verilmek isteniyor ise montaj alanı güvenlik şeridi ile çevrilmelidir.
•Montaj kılavuzuna göre eksik yada fazla parça ile karşılaşılır ise üretici firmaya bildirilmesi gerekir.

ASSEMBLY INSTRUCTIONS

•Assembly instructions guide must be used and the assembly should be made according to it.
•Products must be assembled by qualified/authorized staff.
•If a break is needed through the assembly, the site must be confined with safety strips.
•If there are extra or missing pieces of the product, provider company should be contacted about the situation.

KULLANIM TALİMATLARI

•Ürün +7 yaşından büyük kullanıcılar için ve aynı anda 33 kişi tasarlanmıştır.
•Kullanıcılar ebeveyn gözetiminde olmalıdır.
•Ürün TSE EN 1176-1 , 1176- 7 , 1176-11'e uygun olarak tasarlanıp, üretilmektedir.
•Zemin kaplaması TSE EN 1177-1 e uygun olmalıdır.
•İp tırmanma vb. istasyonlara kask ile çıkmak yasaktır.
•Ürün üzerinde izin verilen ve belirtilen fonksiyonlar / rotalar dışında hareket etmek tehlikeli ve yasaktır.

USAGE INSTRUCTIONS

•The product is designed for users aged 7+ and 33 people per usage.
•Usage must be in parents custody.
•The product is designed and manufactured according to TSE EN 1176-1 , 1176- 7 , 1176-11
•Floor covering must be made according to TSE EN 1177-1
•It's forbbiden to use climbing accesories while wearing a helmet.
•It's dangerous and forbbiden to use the product outside of its original usage or functions.

BAKIM TALİMATLARI

GÜNLÜK MUAYENE (GÖZLE MUAYENE)

•Ürünün günlük gözle muayenesi TSE 1176-7 Madde 6.1 a. ' ye uygun olarak yapılmaktadır.
•Ürünün / Kompleksin temizliği, ayak basma ve el tutma elemanlarının durumu
•Gevşek taneli zemin kaplaması var ise (kum, çakıl, malç vb.) beton blokları üzerindeki vaziyeti

90 GÜNLÜK MUAYENE (İŞLETME MUAYENESİ)

•Ürünün işletme muayenesi TSE 1176-7 Madde 6.1 b.' ye uygun olarak yapılmaktadır.
•Dinamik/Hareketli elemanların (doğrusal veya radyal) azami 90 günlük periyodlarda yağlanması (İşletmeci tarafından kullanım yoğunluğuna göre sıklaştırılabilir)
•Modüler bağlantı elemanları ile sabitlenen parçaların rijitliği.
•Yüzey kaplamalarında aşınma, solma kontrolü
•Statik olmayan bir elemana sahip ürün var ise ve gerginlik isteniyor ise (ip tırmanmalar vb.) ürün üzerindeki gerdirmeler ile ayarlanması
•Statik olmayan bir elemana sahip ürün var ise ve sehim isteniyor ise, (teleferik, zip line vb.) ürün üzerindeki gerdirmeler ile ayarlanması

YILLIK MUAYENE (ANA MUAYENE)

•Ürünün Yıllık ana muayenesi TSE 1176-7 madde 6.1 c.'ye uynun olarak yapılmaktadır.
•Dinamik istasyonlarda kullanılan rulman, yataklama vb. elemanların ve tutma, basma vb. fonksiyonlara sahip istasyonların bağlantı elemanlarının rijitsizliğine karşın değişimi
•Ankraj detaylarının (beton, dübel vb.), yatay ve dikey taşıyıcıların (kolon, kiriş) rijitliği
•Zemin kaplama elemanındaki aşınmalar (İşletmeci tarafından kullanım yoğunluğuna göre sıklaştırılabilir)

MAINTENANCE INSTRUCTIONS

DAİLY INSPECTION (VISUAL EXAMINATION)

•Daily inspection of the product is made according to TSE 1176-7 Clause 6.1a.
•Products and area's cleanliness and handles' situation.
•If loose surface covering is used, the concrete blocks' situtation.

OPERATIONAL INSPECTION (90 DAY PERIOD)

•Operational inspection of the product is made according to TSE 1176-7 Clause 6.1b.
•Dynamic products (linear or radial usage) should be greased in 90 day periods. (the periods can be shortened according to the manufacturer's advice)
•Rigidity of modular connectors and fasteners.
•Inspection on floor coverings to check wear and fade
•If there is an equipment that needs tension (like a climbing equipment) it should be controlled and stretched appropriately.
•If there is an equipment that needs sag (like a rope bridge) it should be controlled and stretched appropriately.

ANNUAL MAIN INSPECTION

•Annual inspection of the product is made according to TSE 1176-7 Clause 6.1c.
•The situation and ridigity of all bearings, bearing suports etc.
•Rigidity and functionality of products that have fucntions like gripping, stepping etc.
•Rigidity of anchorage equipments (concrete, fixing plugs etc.), vertical and horizontal supports.
•Wear on floor coveringsi (the periods can be shortened according to the manufacturer's advice)