

DATA SHEET TODDLER ELEMENT VALIS ROTUS

Text for invitation to tender | Item No: 35 2315 xx1 / 35 2328 xx1

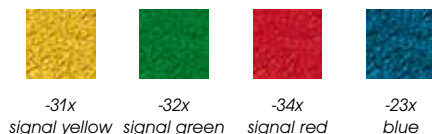
MATERIALS | SCOPE OF SUPPLY

Toddler element

Seating element: EPDM granules

Installation glue

Colour key
(according to part 7 and 8 of item number)



INSTALLATION

Arrangement on grade, fixing with installation glue

Installation according to our detailed mounting instructions, see www.stilum.com

TECHNICAL INFORMATION

Dimensions: 35 2315 xx1 / 35 2328 xx1:

Main dimension: 620 x 620 mm

Height: 150 mm / 280 mm

Weight: 28 kg / 38 kg

Capacity: acc. to normative requirements


Max. fall height: 150 mm / 280 mm

Impact area: 11,22 m²


Required safety slabs: 16,00 m²

Required lawn grating: 16,00 m²

Recommended surface material: synth. impact protection

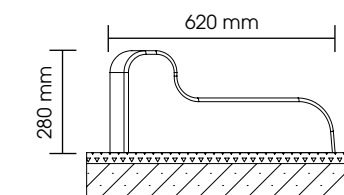
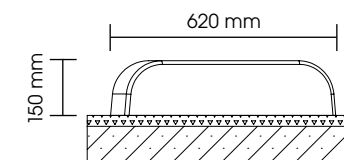
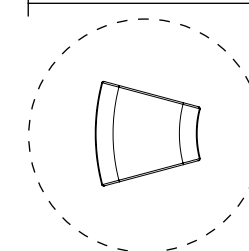


Item No. 35 2315 xx1



Item No. 35 2328 xx1

Ø 3780 mm



Several toddler elements of the same certificate series can be installed as a group according to DIN EN 1176-1 3.20.