

Not included

DET 3

DET 2

DET 1

820

595

190

① 707138	PCS	② 905014	PCS
	2		2
260x595			
③ 909109	PCS	④ 909248	PCS
	4		12
12x40		M12	
⑤ 980154	PCS	⑥ 909349	PCS
	12		8
Ø24/13		12x40	

DET 1

420

S

DET 2

M12

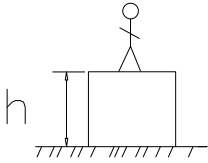




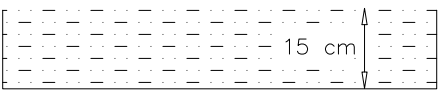
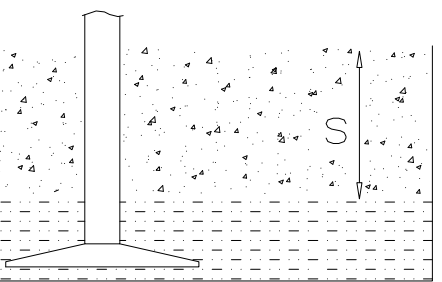
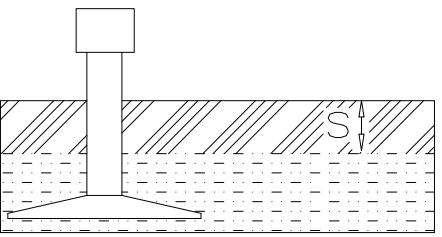
Ø24/13

DET 3

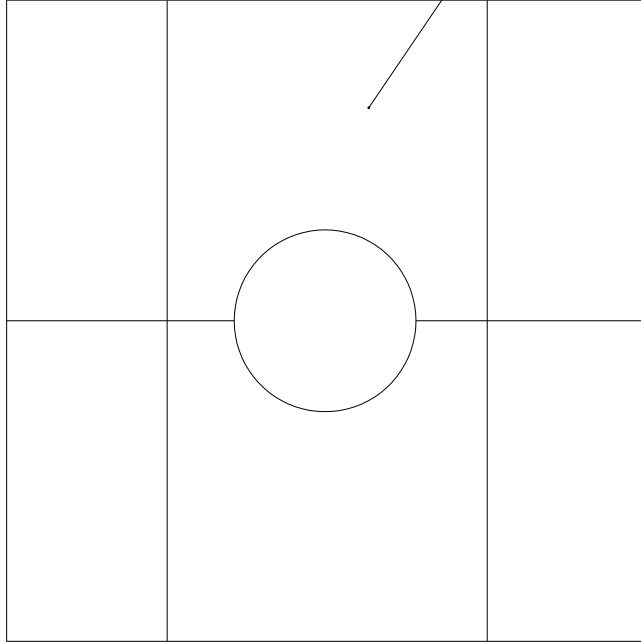
M12x40
(909109)

Ø24/13

M12

																							
<p>$h < 600$</p> <p>Without movement and therefore without Impact Area</p>	<p>Totally hard surfaces.</p> <p>Note. Lappset does <u>not recommend</u> totally hard surfaces at all.</p>	<p>E.g. concrete or asphalt</p> 																					
<p>$h < 600$</p> <p>With movement e.g. rocking</p>	<p>Materials with very limited impact attenuating properties.</p>	<p>E.g. wood</p> 																					
<p>$h < 1000$</p>	<p>Materials with significant impact attenuating properties.</p>	<p>fine gravel 0–8 mm</p>  <p>grass</p>  <p>unsorted sand</p> 																					
<p>$h < 3000$</p>	<p>Loose fill material</p> <p>E.g. sand/gravel 0,25...8 mm D60/D10<3,0 Woodchips 5...30 mm bark 20...80 mm</p> <p>Syntethic granulates</p> <table border="0"> <tr> <td>\underline{S}</td> <td>$\sim >$</td> <td>\underline{h}</td> </tr> <tr> <td>40 mm</td> <td></td> <td>1,2...1,3 m</td> </tr> <tr> <td>50 mm</td> <td></td> <td>1,5...1,7 m</td> </tr> <tr> <td>60 mm</td> <td></td> <td>1,8...2,0 m</td> </tr> <tr> <td>70 mm</td> <td></td> <td>2,1...2,5 m</td> </tr> </table> <p>Note. For accurate values, see manufacturer's instructions.</p>	\underline{S}	$\sim >$	\underline{h}	40 mm		1,2...1,3 m	50 mm		1,5...1,7 m	60 mm		1,8...2,0 m	70 mm		2,1...2,5 m	 <table border="0"> <tr> <td>\underline{S}</td> <td>\underline{h}</td> </tr> <tr> <td>30 cm</td> <td>$< 2,0$ m</td> </tr> <tr> <td>40 cm</td> <td>$< 3,0$ m</td> </tr> </table> 	\underline{S}	\underline{h}	30 cm	$< 2,0$ m	40 cm	$< 3,0$ m
\underline{S}	$\sim >$	\underline{h}																					
40 mm		1,2...1,3 m																					
50 mm		1,5...1,7 m																					
60 mm		1,8...2,0 m																					
70 mm		2,1...2,5 m																					
\underline{S}	\underline{h}																						
30 cm	$< 2,0$ m																						
40 cm	$< 3,0$ m																						

REMOVE SAFETY SURFACE/SAND/GRAVEL
TO CHECK FOUNDATION



REMOVE SAFETY SURFACE/SAND/GRAVEL
TO CHECK FOUNDATION

