



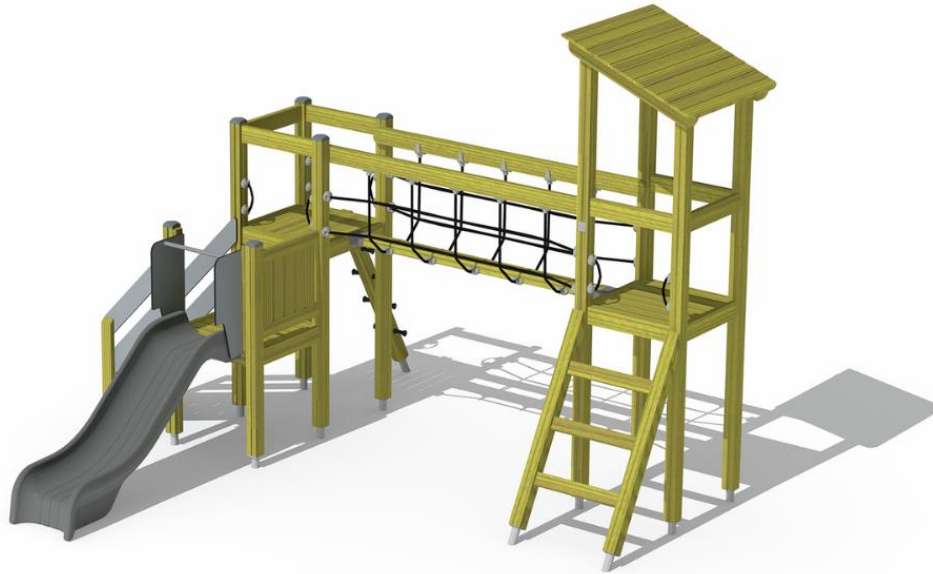
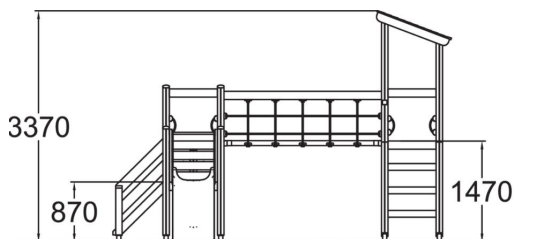
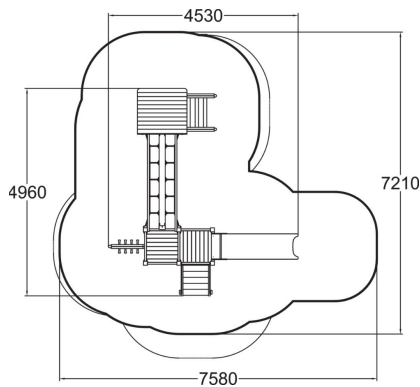


-  Climbing  
2
-  Roofs  
1
-  Slides  
1
-  Towers  
2



Multifunctional play tower with a slide and two climbing towers. The (870 mm) tower can be accessed by stairs, and descent is via the slide. There are two ladders and a balancing beam at the height of 1470 mm. There is a roof on the other tower.



User age	1+
Number of users	9
Product length, mm	4530
Product width, mm	4960
Product height, mm	3370
Impact area, m <sup>2</sup>	37.3
Falling space, m <sup>2</sup>	40.3
Height required, mm	3370
Max. free fall height, mm	1840
Safety info	EN 1176-1, 3 TÜV
Installation time (for 1), H	5
Foundation options	Deep mounting